

**chairs&
more**

**chairs&
more**

h

Chairs & More s.r.l.
Via dell'Artigianato, 18
San Giovanni al Natisone,
33048 Udine – Italy
+39 0432 743271

info@chairsandmore.it
chairsandmore.it

EN Young company founded in 2007 to respond to the modern needs of the contract market, Chairs & More immediately presents itself to the international market with its linear design collections such as the So Pretty armchair and Gotham chair. The attention to comfort, the quality of the materials and the careful production allow the company to grow rapidly by offering new collections every year and obtaining feedback from the market and the international press that recognizes their strong personality and constant commitment to search for new product concepts.

In 2014, Chairs & More starts the collaboration with young designers: Kazuko Okamoto designs the Churros collection, which interprets the concept of modular seating, Antonio De Marco and Simone Fanciullacci design the Jujubee for outdoor use. Since then, the company has been continuously committed to developing new products by selecting young and talented designers like Tommaso Caldera, winning the second award at the Young Design 2017 with the Mousse armchair presented at the Salone del Mobile in Milan, and the Pastina Design Studio with the Chips collection. Roberto Paoli designs the Babah collection, in rigid polyurethane, and the Nube collection, with the seat in innovative FreeForm soft polyurethane.

In 2020 Chairs & More expands its range of outdoor seating by offering 3 collections that interpret the theme of weaving in a different way: Altana, designed by Antonio De Marco, Millie from Studio Pastina and Klot created by the new collaboration with young designers by AM Studio. "We turn to those who choose design but do not lose sight of comfort, to those who are attracted by originality but do not want excess, to those who seek quality and appreciate the willingness to collaborate, recognizing that service is a fundamental component of what is offered".

The offer is enriched in 2022 with a new collection designed by Sovrappensiero Design Studio: Bubalus. A collection consisting of two tables, a console and a desk, characterized by extreme simplicity and a strong graphic impact.

Always searching for new ideas and collaborations, Chairs & More is excited to introduce two new collections for 2024: the Bel collection designed by Pablo Regano and the Lena collection created by the Designerd team.

IT Giovane azienda nata nel 2007 con l'obiettivo di rispondere alle moderne esigenze del mercato contract, Chairs & More da subito si propone al mercato internazionale con le sue collezioni dal design estremamente lineare come la poltroncina So Pretty e le sedute Gotham. L'attenzione per il comfort, la qualità dei materiali e la produzione accurata consentono all'azienda di crescere rapidamente proponendo ogni anno nuove collezioni e ottenendo riscontri da parte del mercato e della stampa internazionale che ne riconoscono la forte personalità e l'impegno costante nella ricerca di nuovi concept di prodotto.

Nel 2014 Chairs & More si apre a collaborazioni con giovani designer, nascono così la collezione Churros disegnata da Kazuko Okamoto che interpreta il concetto di modularità di seduta in modo radicale, e, per la prima volta, la collezione Jujube dedicata all'outdoor disegnata da Antonio De Marco e Simone Fanciullacci. Da allora, l'azienda, è continuamente impegnata a sviluppare nuovi prodotti selezionando giovani e talentuosi designer tra cui Tommaso Caldera, con il quale vince il secondo premio Young Design 2017 con la poltroncina Mousse al Salone del Mobile di Milano, e lo studio Pastina con la nuova collezione Chips. Dalla collaborazione con Roberto Paoli nascono invece le collezioni Babah e Nube, quest'ultima realizzata con un innovativo poliuretano morbido FreeForm.

Nel 2020 Chairs & More amplia ulteriormente la propria gamma di sedute per esterno proponendo ben tre collezioni che interpretano in modo differente il tema dell'intreccio: Altana, disegnata da Antonio De Marco, Millie dello Studio Pastina e Klot nata dalla nuova collaborazione con i giovanissimi designer di AM Studio. "Ci rivolgiamo a chi sceglie il design ma non perde di vista la comodità, a chi è attratto dall'originalità ma non vuole l'eccesso, a chi ricerca la qualità e apprezza la disponibilità a collaborare riconoscendo che il servizio è una componente fondamentale di ciò che viene offerto".

L'offerta si arricchisce nel 2022 di una nuova collezione disegnata da Sovrappensiero Design Studio: Bubalus. Una collezione composta da due tavolini, una consolle ed uno scrittorio, caratterizzati da una estrema semplicità ed un forte impatto grafico.


Sempre alla ricerca di nuove idee e collaborazioni, nel 2024 Chairs & More è orgogliosa di presentare due nuove collezioni: la collezione Bel, progettata da Pablo Regano, e la collezione Lena, realizzata dal team di Designerd.

Altana
 Babah
Bel ^(NEW) product
 Betibù
 Bloom
 Bubalus
 Cacao
Chips ^(NEW) colors
 Churros
 Dogo
 Flora
Gotham ^(NEW) colors
 Gotham Woody
 Jujube
 Jujube sofa
 Klot
Lena ^(NEW) product
 Millie
 Mousse
 Moyo
 Nube
 Pampa
 So-Pretty
 Tamburo
 Tulip


Chairs



Altana 10




Babah 32



Bel 40

New product



Betibù 52



Cacao 68



Chips 76

New finishes



Dogo 96



Gotham 106


New colors




Gotham woody 120



Jujube 130



Klot 148




Lena 156

New product

Chairs



Millie 166



Nube 188



Moyo 180



Pampa 196

Armchairs




Bloom 56




Flora 102




Churros 88



Jujube sofa 142



Mousse 174




So pretty 206

& More




Altana coffee tables 18



Altana tables 22



Bubalus 60



Tamburo 210



Tulip 218

Altana



Antonio De Marco

EN Altana is a collection of metal armchairs and lounge armchairs with generous and enveloping dimensions. The decoration with marine rope lightens and covers the entire seat, becoming a characteristic element of the collection. The shapes and the design of the weave take up and reinterpret the colonial style of the outdoor seats according to the interpretation of Antonio De Marco.



IT Altana è una collezione di poltroncine e lounge in metallo dalle dimensioni generose ed avvolgenti. Il decoro con cordino nautico alleggerisce e riveste l'intera seduta divenendo un elemento caratteristico della collezione. Le forme e il disegno stesso dell'intreccio riprendono e reinterpretano lo stile coloniale delle sedute outdoor secondo l'interpretazione di Antonio De Marco.




Chairs & More

Altana




















Chairs & More

Altana



Altana SP



Width	56 cm – 22 in
Height	81 cm – 32 in
Seat height	43,5 cm – 17 in
Armrest height	63,5 cm – 25 in
Depth	54 cm – 21 in
Weight	6,4 kg – 14 lb
Packaging	0,28 m ³
Pieces for box	1

Altana P



Width	73 cm – 29 in
Height	83 cm – 32,5 in
Seat height	39 cm – 15,5 in
Armrest height	46 cm – 18 in
Depth	73 cm – 29 in
Weight	8,1 kg – 18 lb
Packaging	0,48 m ³
Pieces for box	1

Altana SM



Width	47,5 cm – 18,7 in
Height	47 cm – 18,5 in
Depth	49 cm – 19,3 in
Weight	5,5 kg – 12,1 lb
Packaging	0,13 m ³
Pieces for box	1

Altana ME



Width	75 cm – 29,5 in
Height	40 cm – 15,8 in
Depth	77 cm – 30,3 in
Weight	10,6 kg – 23,4 lb
Packaging	0,27 m ³
Pieces for box	1

Altana OV



Width	98 cm – 38,5 in
Height	44 cm – 17,3 in
Depth	47 cm – 18,5 in
Weight	10 kg – 22 lb
Packaging	0,24 m ³
Pieces for box	1

Altana T-OV

Width	207 cm – 81.5 in
Height	74 cm – 29 in
Depth	122 cm – 48 in
Weight	61 kg – 134.5 lb
Packaging	0.66 m ³
Pieces for box	1



Altana T-RO

Width	128 cm – 50.5 in
Height	74 cm – 29 in
Depth	128 cm – 50.5 in
Weight	39 kg – 86 lb
Packaging	0.56 m ³
Pieces for box	1



Babah



Roberto Paoli

EN Babah is attractive and full of personality. Babah is a collection of chairs characterized by proportions and lines that make it both classic and contemporary. This chair can be placed in multiple environments, heterogeneous in style and purpose. With its slightly 'retro' look, Babah is an timeless essential. The design is softened by the decorum of the back, characterized by vertical lines that look like seams of a soft padding but are the result of the mold of rigid polyurethane, flame retardant, easy to clean, durable and lightweight. Babah is available with 4 legs, easy to stack, either in a slide.



IT Babah è una seduta accattivante e piena di personalità. Presenta compostezza di linee, proporzioni e toni che la rendono al tempo classica e innovativa. La sua figura essenziale è ingentilita dal decoro dello schienale, caratterizzato da linee verticali che appaiono come cuciture di una imbottitura morbida, in realtà si tratta di effetti ottenuti dallo stampaggio di poliuretano rigido, ignifugo che mantiene apprezzabili le caratteristiche di facile pulizia, resistenza e leggerezza. Il risultato è un'estetica che riesce a dosare in modo equilibrato e armonioso lo stile classico retrò con la tecnologia dei nuovi materiali adatti in particolare ad un utilizzo contract. Babah è disponibile sia con base a 4 gambe, facilmente impilabile, sia nella versione a slitta.



Chairs & More

Babah



Babah S



Width	45 cm – 18 in
Height	80 cm – 31,5 in
Seat height	46,5 cm – 18 in
Depth	53 cm – 21 in
Weight	6,3 kg – 14 lb
Packaging	0,28 m ³
Pieces for box	2
Stackable	x 5

Babah SL



Width	45 cm – 18 in
Height	79 cm – 31,5 in
Seat height	45 cm – 18 in
Depth	40 cm – 16 in
Weight	7,1 kg – 15,5 lb
Packaging	0,24 m ³
Pieces for box	1

Babah SG-65



Width	49 cm – 19 in
Height	89 cm – 35 in
Seat height	66 cm – 26 in
Depth	52 cm – 20,5 in
Weight	8 kg – 18 lb
Packaging	0,31 m ³
Pieces for box	1

Babah SL SG-65



Width	48 cm – 19 in
Height	89 cm – 35 in
Seat height	65 cm – 25,5 in
Depth	48 cm – 19 in
Weight	7 kg – 16 lb
Packaging	0,31 m ³
Pieces for box	1

Babah SG-80



Width	49 cm – 19 in
Height	104 cm – 41 in
Seat height	81 cm – 32 in
Depth	50 cm – 20 in
Weight	9 kg – 19 lb
Packaging	0,36 m ³
Pieces for box	1

Babah SL SG-80



Width	48 cm – 19 in
Height	106 cm – 42 in
Seat height	82 cm – 32 in
Depth	52 cm – 20 in
Weight	7,3 kg – 16 lb
Packaging	0,36 m ³
Pieces for box	1

Babah W



Width	45 cm – 18 in
Height	79 cm – 31 in
Seat height	46 cm – 18 in
Depth	53 cm – 21 in
Weight	7 kg – 15 lb
Packaging	0,24 m ³
Pieces for box	1

Babah W SG-65



Width	41,5 cm – 16 in
Height	89 cm – 35 in
Seat height	65 cm – 25,5 in
Depth	48 cm – 19 in
Weight	7 kg – 15 lb
Packaging	0,26 m ³
Pieces for box	1

Babah W SG-80



Width	41,5 cm – 16 in
Height	102 cm – 40 in
Seat height	80 cm – 31 in
Depth	50 cm – 20 in
Weight	7,8 kg – 17 lb
Packaging	0,29 m ³
Pieces for box	1






new product — new product — new product

Bel



Pablo Regaño

EN The Bel collection is inspired by the "Bel design italiano" that appeared in the 1950s in Italy. It's a design trend that combines Italian tradition with burgeoning creative and technical innovation. The key to this trend was the promotion and creation of formally very attractive designs. The Bel seating collection is inspired by this trend to create a unique language and shapes. Its backrest rests subtly on the sides of the seat, creating an overhang that evokes an intentional sense of instability. This "embrace" of the backrest on the seat provides a warm and affectionate style. In addition to its thoughtful design, Bel stands out for its versatility. It can adopt different bases, whether wood, metal or upholstered. All of them continue the same language of soft and delicate shapes.



IT La collezione Bel si ispira al "Bel Design Italiano" apparso negli anni '50 in Italia, una tendenza del design che unisce la tradizione italiana con una fiorente innovazione creativa e tecnica. La chiave di questa tendenza è stata la promozione e la creazione di design molto accattivante. La collezione di sedute Bel si ispira a questa tendenza al fine di creare un linguaggio e forme uniche. Lo schienale poggia leggermente sui lati del sedile, creando una sporgenza che evoca un intenzionale senso di instabilità. Questo prevede l'"abbraccio" dello schienale al sedile formando uno stile caldo e morbido. In aggiunta al suo design accurato, Bel si distingue per la sua versatilità, disponibile in diverse basi, siano esse legno, metallo o imbottite. Tutte parlano la stessa lingua dalle forme morbide e delicate.







Bel S



Width	58 cm – 23 in
Height	74 cm – 29 in
Seat height	48 cm – 19 in
Depth	53 cm – 21 in
Weight	8,6 kg – 19 lb
Packaging	0,28 m ³
Pieces for box	1

Bel M



Width	58 cm – 23 in
Height	74 cm – 29 in
Seat height	48 cm – 19 in
Depth	53 cm – 21 in
Weight	8,8 kg – 19,4 lb
Packaging	0,28 m ³
Pieces for box	1

Bel SG-65



Width	58 cm – 23 in
Height	91 cm – 35,8 in
Seat height	66 cm – 26 in
Depth	53 cm – 21 in
Weight	10 kg – 22 lb
Packaging	0,32 m ³
Pieces for box	1

Bel M SG-65



Width	58 cm – 23 in
Height	91 cm – 35,8 in
Seat height	66 cm – 26 in
Depth	53 cm – 21 in
Weight	10,5 kg – 23 lb
Packaging	0,32 m ³
Pieces for box	1

Bel SG-75



Width	58 cm – 23 in
Height	101 cm – 40 in
Seat height	76 cm – 30 in
Depth	53 cm – 21 in
Weight	10,6 kg – 23,4 lb
Packaging	0,36 m ³
Pieces for box	1

Bel M SG-75



Width	58 cm – 23 in
Height	101 cm – 40 in
Seat height	76 cm – 30 in
Depth	53 cm – 21 in
Weight	10,8 kg – 23,8 lb
Packaging	0,36 m ³
Pieces for box	1

Bel SL



Width	58 cm – 23 in
Height	74 cm – 29 in
Seat height	48 cm – 19 in
Depth	53 cm – 21 in
Weight	9,3 kg – 20,5 lb
Packaging	0,28 m ³
Pieces for box	1

Bel TF



Width	58 cm – 23 in
Height	74 cm – 29 in
Seat height	48 cm – 19 in
Depth	53 cm – 21 in
Weight	11,5 kg – 25,3 lb
Packaging	0,28 m ³
Pieces for box	1

Bel SL SG-65



Width	58 cm – 23 in
Height	91 cm – 35,8 in
Seat height	66 cm – 26 in
Depth	53 cm – 21 in
Weight	10,3 kg – 22,7 lb
Packaging	0,32 m ³
Pieces for box	1

Bel SL SG-75



Width	58 cm – 23 in
Height	101 cm – 40 in
Seat height	76 cm – 30 in
Depth	53 cm – 21 in
Weight	11,6 kg – 25,6 lb
Packaging	0,36 m ³
Pieces for box	1




Betibù



Dario Delpin

EN Betibù collection is a versatile range of seating with a sinuous and comfortable shape. With its casual style, this collection is indicated both for domestic and contract spaces. The stitchings on the seat and back, provide character to this collection, and the comfortable shell is padded with polyurethane foam.

IT Betibù è una poltroncina dalle forme sinuose e accoglienti con uno stile ironico e allo stesso tempo romantico capace di integrarsi in modo disinvolto sia negli ambienti residenziali che negli spazi contract. Le impunture sia sulla seduta che sullo schienale, caratterizzano questa collezione, dove la comoda scocca è imbottita in poliuretano espanso. Un'ulteriore possibilità di personalizzazione è data dalle basi in legno o tondino di metallo e a slitta.



Betibù MP



Width	58 cm – 23 in
Height	83 cm – 32 in
Seat height	48 cm – 19 in
Armrest height	65 cm – 25.5 in
Depth	57 cm – 22 in
Weight	8 kg – 18 lb
Packaging	0.29 m ³
Pieces for box	1

Betibù SL-P



Width	58 cm – 23 in
Height	83 cm – 32 in
Seat height	48 cm – 19 in
Armrest height	65 cm – 25.5 in
Depth	57 cm – 22 in
Weight	9 kg – 20 lb
Packaging	0.29 m ³
Pieces for box	1

Betibù SP



Width	58 cm – 23 in
Height	83 cm – 32 in
Seat height	48 cm – 19 in
Armrest height	65 cm – 25.5 in
Depth	57 cm – 22 in
Weight	8 kg – 18 lb
Packaging	0.29 m ³
Pieces for box	1





Bloom



Dario Delpin

EN Bloom, designed by Dario Delpin, is an armchair with classic and essential lines that adapts to any type of environment. The base in oak or metal enhances the lightness of this product.

IT Bloom, disegnata da Dario Delpin, è una poltroncina dalle linee classiche ed essenziali che si adatta a qualsiasi tipo di ambiente. La base in legno di rovere oppure in metallo valorizzano la leggerezza di questo prodotto.



Bloom MP



Width	57 cm – 22 in
Height	80 cm – 31,5 in
Seat height	47 cm – 18,5 in
Armrest height	66 cm – 26 in
Depth	56 cm – 22 in
Weight	9,8 kg – 21,5 lb
Packaging	0,30 m3
Pieces for box	1

Bloom SP



Width	57 cm – 22 in
Height	80 cm – 31,5 in
Seat height	47 cm – 18,5 in
Armrest height	66 cm – 26 in
Depth	56 cm – 22 in
Weight	9,5 kg – 21 lb
Packaging	0,30 m3
Pieces for box	1





Bubalus



Sovrappensiero Design Studio

EN The Bubalus collection designed by Sovrappensiero Design Studio, was born from the research of synthesis of the sign and from the reduction of the constructive elements that make up the furniture, configuring in this way the ideal formal balance. The result is a product characterized by extreme essentiality but with a strong graphic and visual impact within the environments in which it is placed. These characteristics make it a product with an iconic identity and at the same time versatile and above fashion. The collection consists of a console, a desk and a pair of coffee tables.



IT La collezione Bubalus disegnata da Sovrappensiero design studio, nasce dalla ricerca di sintesi del segno e dalla riduzione degli elementi costruttivi che compongono gli arredi, configurando così l'equilibrio formale ideale. Il risultato è un prodotto connotato da una estrema essenzialità ma dal forte impatto grafico e visivo all'interno degli ambienti nei quali si colloca. Queste sue caratteristiche lo rendono un prodotto dall'identità iconica e allo stesso tempo versatile e al di sopra delle mode. La collezione è composta da una consolle, uno scrittoio e una coppia di tavolini.





Bubalus T-SM



Width	50 cm — 20 in
Height	54 cm — 21,5 in
Depth	50 cm — 20 in
Weight	8,2 kg — 18 lb
Packaging	0,16 m ³
Pieces for box	1

Bubalus T



Width	120 cm — 47 in
Height	72 cm — 28,5 in
Depth	60 cm — 23,5 in
Weight	21,2 kg — 47 lb
Packaging	0,56 m ³
Pieces for box	1

Bubalus T-ME



Width	66 cm — 26 in
Height	36 cm — 14 in
Depth	66 cm — 26 in
Weight	11,4 kg — 25 lb
Packaging	0,18 m ³
Pieces for box	1

Bubalus CO



Width	140 cm — 55 in
Height	77,5 cm — 30,5 in
Depth	40 cm — 16 in
Weight	32,2 kg — 71 lb
Packaging	0,48 m ³
Pieces for box	1



Cacao



Dario Delpin

EN A retro style characterizes the Cacao collection which consists of a chair, stool and armchair. The mix of materials and design make this collection ideal for contract environments, as well as domestic ones. Cacao is also available with the ash frame in a choice of finishes: natural or walnut stained, or matt lacquered black, white, "signal" intense yellow or "traffic" grey.

IT Un sapore vagamente retrò caratterizza la collezione Cacao, una famiglia completa di sedia, sgabelli e poltroncina in frassino con seduta in multistrato. Ogni variante esprime uno stile informale ma di tendenza ideale per gli ambienti moderni e per coloro che desiderano con questi arredi evocare uno stile tradizionale sia in contesti residenziali sia in ambiti contract come ristoranti, alberghi, bar. Le finiture sono naturale o tinto noce; per le lacche opache sono disponibili le tinte nero, bianco, giallo intenso "segnale" e grigio "traffico".





Cacao L



Width	48 cm – 19 in
Height	79 cm – 31 in
Seat height	46 cm – 18 in
Depth	57 cm – 22 in
Weight	6 kg – 13 lb
Packaging	0,36 m ³
Pieces for box	2

Cacao S



Width	48 cm – 19 in
Height	79 cm – 31 in
Seat height	46 cm – 18 in
Depth	57 cm – 22 in
Weight	6 kg – 13 lb
Packaging	0,36 m ³
Pieces for box	2

Cacao L SG-65



Width	44 cm – 17 in
Height	95 cm – 37 in
Seat height	65 cm – 25,5 in
Depth	55 cm – 21,6 in
Weight	6,5 kg – 13 lb
Packaging	0,27 m ³
Pieces for box	1

Cacao SG-65



Width	44 cm – 17 in
Height	95 cm – 37 in
Seat height	65 cm – 25,5 in
Depth	55 cm – 21,6 in
Weight	6,5 kg – 13 lb
Packaging	0,27 m ³
Pieces for box	1

Cacao L SG-80



Width	44 cm – 17 in
Height	110 cm – 43 in
Seat height	80 cm – 31,5 in
Depth	55 cm – 21,6 in
Weight	7,5 kg – 16,5 lb
Packaging	0,30 m ³
Pieces for box	1

Cacao SG-80



Width	44 cm – 17 in
Height	110 cm – 43 in
Seat height	80 cm – 31,5 in
Depth	55 cm – 21,6 in
Weight	7,5 kg – 16,5 lb
Packaging	0,30 m ³
Pieces for box	1

Cacao L-P



Width	58 cm — 23 in
Height	79 cm — 31 in
Seat height	46 cm — 18 in
Armrest height	63 cm — 25 in
Depth	57 cm — 22 in
Weight	7,5 kg — 16,5 lb
Packaging	0,29 m ³
Pieces for box	1

Cacao SP



Width	58 cm — 23 in
Height	79 cm — 31 in
Seat height	46 cm — 18 in
Armrest height	63 cm — 25 in
Depth	57 cm — 22 in
Weight	7,5 kg — 16,5 lb
Packaging	0,29 m ³
Pieces for box	1



Chips



Studio Pastina

EN Sleek and slick, the Chips collection is a true eye-catcher, with its unmistakably upbeat, trendy style. A set of chairs and stools, the back of which is without doubt their most iconic and characterising feature. With its ample curves and generous size, it almost seems to transcend the limits of mere functionality, and by extending beyond the seat, it redefines its space in novel ways, giving rise to an original and captivating creation. The legs are sleek and slender, most notably in the models endowed with either a metal sled base or beech legs. The vertical linearity of the bases, complemented by the elongated shape of the back, is particularly evident in the double-height stools of this collection.



IT Allegra e contemporanea, la collezione Chips cattura da subito il nostro sguardo e comunica in modo deciso il suo stile giovane e disinvolto. Una collezione di sedute e sgabelli in cui lo schienale è senz'altro l'elemento iconico più evidente e significativo che identifica l'intera collezione. La forma stondata, ampia e generosa sembra travalicare i suoi consueti limiti funzionali espandendosi oltre la base del sedile e andando a ridefinire il proprio spazio in modo nuovo per creare un design originale e accattivante. Le gambe della seduta sono infatti molto slanciate e lineari soprattutto nella versione a slitta in metallo oltre che in quella in faggio. La linearità verticale delle basi, in dialogo con la forma allungata dello schienale, è ancora più evidente negli sgabelli a doppia altezza.

Chairs & More

Chips







Chips M



Width	58 cm – 23 in
Height	79 cm – 31 in
Seat height	46 cm – 18 in
Depth	57 cm – 22 in
Weight	8 kg – 17,5 lb
Packaging	0,29 m ³
Pieces for box	1

Chips SL



Width	58 cm – 23 in
Height	78 cm – 31 in
Seat height	47 cm – 18,5 in
Depth	59 cm – 23 in
Weight	9 kg – 20 lb
Packaging	0,28 m ³
Pieces for box	1

Chips M SG-65



Width	54 cm – 21 in
Height	86 cm – 34 in
Seat height	67 cm – 26 in
Depth	51 cm – 20 in
Weight	7,5 kg – 16,5 lb
Packaging	0,31 m ³
Pieces for box	1

Chips SL SG-65



Width	54 cm – 21 in
Height	87 cm – 34 in
Seat height	65 cm – 25,5 in
Depth	53 cm – 21 in
Weight	8 kg – 18 lb
Packaging	0,31 m ³
Pieces for box	1

Chips M SG-80



Width	54 cm – 21 in
Height	102 cm – 40 in
Seat height	82 cm – 32 in
Depth	51 cm – 20 in
Weight	8 kg – 17 lb
Packaging	0,36 m ³
Pieces for box	1

Chips SL SG-80



Width	54 cm – 21 in
Height	102 cm – 40 in
Seat height	82 cm – 32 in
Depth	53 cm – 21 in
Weight	9 kg – 20 lb
Packaging	0,36 m ³
Pieces for box	1

Chips S



Width	59 cm – 23 in
Height	78 cm – 30 in
Seat height	46 cm – 18 in
Depth	59 cm – 23 in
Weight	8,4 kg – 18,5 lb
Packaging	0,28 m ³
Pieces for box	1

Chips SG-65



Width	54 cm – 21 in
Height	85 cm – 33 in
Seat height	65 cm – 25,5 in
Depth	53 cm – 21 in
Weight	7,8 kg – 17 lb
Packaging	0,30 m ³
Pieces for box	1

Chips SG-80



Width	54 cm – 21 in
Height	98 cm – 38,5 in
Seat height	77 cm – 30 in
Depth	53 cm – 21 in
Weight	8,3 kg – 18 lb
Packaging	0,36 m ³
Pieces for box	1





Churros



Kazuko Okamoto

EN The Churros collection expresses and integrates two essential concepts for contemporary seating: the ease of use and the modularity of composition, responding fully to the evolved furnishing needs, especially in the contract sector. Churros is made with the innovative Polyplus polyurethane, suitable for outdoor use, with a smooth and soft texture to the point of being appreciated precisely for its soft, comfortable and compact appearance while maintaining all the technical characteristics of resistance to atmospheric agents and abrasion. To complete the collection, a small but functional table with Corian top, which creates original breakpoint on the continuous line of the seating.



IT La collezione Churros esprime e integra due concetti essenziali per una seduta contemporanea: la fruibilità d'uso e la modularità di composizione, rispondendo in modo completo alle evolute esigenze d'arredo in particolare del settore contract. Churros è realizzato con l'innovativo poliuretano Polyplus, per uso esterno, dalla texture liscia e morbida al punto da farsi apprezzare proprio per il suo aspetto soffice, confortevole e compatto pur mantenendo tutte le caratteristiche tecniche di resistenza agli agenti atmosferici e all'abrasione. A completare la collezione un piccolo ma funzionale tavolino con il piano in Corian, utile come supporto e per creare visivamente degli originali punti di interruzione sulla linea continua delle sedute.





Churros SX



Width	135 cm – 53 in
Seat height	44 cm – 17 in
Depth	46 cm – 18 in
Weight	13,5 kg – 28,5 lb
Packaging	0,44 m ³
Pieces for box	1

Churros DX



Width	135 cm – 53 in
Seat height	44 cm – 17 in
Depth	46 cm – 18 in
Weight	13,5 kg – 28,5 lb
Packaging	0,44 m ³
Pieces for box	1

Churros Table



Width	67 cm – 26 in
Table height	48 cm – 19 in
Depth	31 cm – 12 in
Weight	6 kg – 13 lb
Packaging	0,19 m ³
Pieces for box	1





Dogo



Roberto Paoli

EN Dogo is a collection of stackable chairs made in rigid polyurethane with an essential design that hides a very strong seat behind a light silhouette. A detail catches the eye: the slender legs of the base that engage directly on the shell, leaving it as if suspended. With or without armrests, Dogo is available in two colors: black and white.



IT Dogo è una collezione di sedie impilabili realizzate in poliuretano rigido il cui design asciutto e deciso cela dietro una silhouette leggera, una seduta di grande robustezza. Un dettaglio cattura lo sguardo: le gambe sottili della base che si innestano direttamente sulla scocca, lasciandola come sospesa. Disponibile con o senza braccioli, Dogo viene presentata in due colori: nero e bianco.



Chairs & More

Dogo



Dogo S



Width	51 cm – 20 in
Height	77 cm – 30 in
Seat height	46 cm – 18 in
Depth	54 cm – 21 in
Weight	6 kg – 13 lb
Packaging	0,28 m ³
Pieces for box	2
Stackable	x 5

Dogo P



Width	58 cm – 23 in
Height	77 cm – 30 in
Seat height	46 cm – 18 in
Armrest height	65 cm – 25,5 in
Depth	54 cm – 21 in
Weight	7 kg – 15 lb
Packaging	0,36 m ³
Pieces for box	2
Stackable	x 5





Flora



Studio Pastina

EN Flora is a cozy and compact armchair, composed of a tubular metal frame that embraces a polyurethane shell, covered in fireproof fabric. Flora is based on flat and regular volumes, smoothed by light curves which soften the appearance of the seat making it welcoming and comfortable. A dynamic product, whose originality is best expressed in the three-dimensional harmony of the lines that compose it and that make it look interesting from every point of view.



IT Flora è una poltroncina avvolgente e compatta, composta da una struttura in tubolare di metallo che abbraccia una scocca in poliuretano, rivestita in tessuto ignifugo. Flora si basa su volumi piani e regolari, smussati da curve leggere che ingentiliscono l'aspetto della seduta rendendola accogliente e confortevole. Un prodotto dinamico, la cui originalità si esprime al meglio nell'armonia tridimensionale delle linee che lo compongono e che ne rendono l'aspetto interessante da ogni punto di vista.

Flora



Width	57 cm – 22 in
Height	76 cm – 30 in
Seat height	46 cm – 18 in
Depth	59 cm – 23 in
Weight	12,5 kg – 27,5 lb
Packaging	0,37 m ³
Pieces for box	1





Gotham



Dario Delpin

EN Gotham It may look like a raindrop, a slender linear cut, an opening for gripping and for anchoring or even a window from which you can look through. Gotham was born like this, with this distinct and recognizable graphic detail which, in different versions, takes on different meanings and functions, strengthening its identity without ever appearing excessive. Created in 2010 from an idea of Dario Delpin, it has proven to be able to stand strong against passing fashions by being always modern without ever betraying its distinctive features: the delicate curve of its silhouette, its graceful graphic detail and the feeling of snugness and coziness of the seat itself. Simple concepts, but never conventional, which make this piece of furniture completely original notwithstanding its extreme linearity, and make it suitable for any setting and for every purpose.



IT Gotham può sembrare una goccia, una fenditura lineare e slanciata, un taglio per la presa e l'ancoraggio oppure uno spiraglio da cui è possibile osservare attraverso. Gotham è nata così con quel suo segno grafico distinto e ben riconoscibile che ha rafforzato la sua identità senza mai apparire invadente. Nata nel 2010 dall'idea di Dario Delpin, questa seduta ha dimostrato di saper attraversare le mode del momento presentandosi di fatto sempre attuale senza mai tradire le proprie caratteristiche distintive: la delicata curva della sua sagoma, il segno grafico aggraziato e gentile e la sensazione avvolgente e accogliente della seduta. Concetti così semplici eppure non scontati che rendono questo elemento d'arredo originale pur essendo estremamente lineare, passepartout per diverse collocazioni e adatto ad ogni destinazione d'uso.



Chairs & More

Gotham







Chairs & More

Gotham

Gotham S



Width	51 cm – 20 in
Height	80 cm – 31 in
Seat height	44 cm – 17 in
Depth	53 cm – 21 in
Weight	4,5 kg – 10 lb
Packaging	0,34 m ³
Pieces for box	2
Stackable	x 5

Gotham P



Width	58 cm – 23 in
Height	80 cm – 31 in
Seat height	44 cm – 17 in
Armrest height	65 cm – 25,5 in
Depth	53 cm – 21 in
Weight	7 kg – 15 lb
Packaging	0,38 m ³
Pieces for box	2
Stackable	x 5

Gotham SG-65



Width	41 cm – 16 in
Height	94 cm – 37 in
Seat height	65 cm – 25,5 in
Depth	53 cm – 21 in
Weight	5,5 kg – 21 lb
Packaging	0,26 m ³
Pieces for box	1

Gotham SG-80



Width	41 cm – 16 in
Height	109 cm – 43 in
Seat height	80 cm – 31,5 in
Depth	54 cm – 21 in
Weight	6 kg – 13 lb
Packaging	0,29 m ³
Pieces for box	1



Gotham SL



Width	48 cm – 19 in
Height	80 cm – 31,5 in
Seat height	44 cm – 17 in
Depth	54 cm – 21 in
Weight	5,3 kg – 12 lb
Packaging	0,24 m ³
Pieces for box	1

Gotham SLI



Width	48 cm – 19 in
Height	80 cm – 31,5 in
Seat height	44 cm – 17 in
Depth	54 cm – 21 in
Weight	5,3 kg – 12 lb
Packaging	0,24 m ³
Pieces for box	1

Gotham SL SG-65



Width	50 cm – 20 in
Height	96 cm – 38 in
Seat height	65 cm – 25,5 in
Depth	53 cm – 21 in
Weight	6,5 kg – 14 lb
Packaging	0,32 m ³
Pieces for box	1

Gotham SLI SG-65



Width	50 cm – 20 in
Height	96 cm – 38 in
Seat height	65 cm – 25,5 in
Depth	53 cm – 21 in
Weight	6,5 kg – 14 lb
Packaging	0,32 m ³
Pieces for box	1

Gotham SL SG-80



Width	53 cm – 21 in
Height	110 cm – 43 in
Seat height	80 cm – 31,5 in
Depth	53 cm – 21 in
Weight	7 kg – 15 lb
Packaging	0,36 m ³
Pieces for box	1

Gotham SLI SG-80



Width	53 cm – 21 in
Height	110 cm – 43 in
Seat height	80 cm – 31,5 in
Depth	53 cm – 21 in
Weight	7 kg – 15 lb
Packaging	0,36 m ³
Pieces for box	1

Gotham W



Width	43 cm – 17 in
Height	82 cm – 32 in
Seat height	43 cm – 17 in
Depth	53 cm – 21 in
Weight	5 kg – 21 lb
Packaging	0,24 m ³
Pieces for box	1

Gotham WS



Width	43 cm – 17 in
Height	82 cm – 32 in
Seat height	43 cm – 17 in
Depth	53 cm – 21 in
Weight	5 kg – 21 lb
Packaging	0,24 m ³
Pieces for box	1

Gotham W SG-65



Width	51 cm – 20 in
Height	98 cm – 38,5 in
Seat height	65 cm – 25,5 in
Depth	51 cm – 20 in
Weight	6,5 kg – 14 lb
Packaging	0,32 m ³
Pieces for box	1

Gotham WS SG-65



Width	51 cm – 20 in
Height	98 cm – 38,5 in
Seat height	65 cm – 25,5 in
Depth	51 cm – 20 in
Weight	6,5 kg – 14 lb
Packaging	0,32 m ³
Pieces for box	1

Gotham W SG-80



Width	55 cm – 22 in
Height	111 cm – 44 in
Seat height	80 cm – 31,5 in
Depth	53 cm – 21 in
Weight	7,5 kg – 16,5 lb
Packaging	0,36 m ³
Pieces for box	1

Gotham WS SG-80



Width	55 cm – 22 in
Height	111 cm – 44 in
Seat height	80 cm – 31,5 in
Depth	53 cm – 21 in
Weight	7,5 kg – 16,5 lb
Packaging	0,36 m ³
Pieces for box	1



Gotham woody



Dario Delpin

EN Gotham Woody Sled is an elegant collection of chairs, stools and lounge chairs with a walnut shell and a black painted metal sled base. This highly articulated family of variants interprets the wooden shell in a contemporary way by combining the excellence of the walnut wood with the light and casual lines of the metal. The full range is further enriched by the upholstered variants, made with very exclusive details. The fabric not only enriches and softens the seat, but also highlights the whole profile, emphasizing, with a thin embossed edge, Gotham's characteristic raindrop detail.



IT Gotham Woody Sled è una elegante collezione di sedute, sgabelli e lounge con scocca in noce e base a slitta in metallo verniciato nero. Questa famiglia di varianti molto articolata, interpreta la scocca in chiave contemporanea accostando il pregio dell'essenza noce alle linee disinvoltate e leggere del metallo. Arricchiscono ulteriormente l'intera gamma le versioni imbottite, realizzate con dettagli molto particolari. Il tessuto infatti, non solo impreziosisce e rende morbida la seduta, ma evidenzia il profilo stesso della scocca, sottolineando, con un sottile bordo in rilievo, il caratteristico dettaglio a goccia della Gotham.



Chairs & More

Gotham woody



Gotham Woody SL



Width	44 cm – 17 in
Height	83 cm – 33 in
Seat height	47 cm – 18,5 in
Depth	53 cm – 21 in
Weight	4,5 kg – 10 lb
Packaging	0,24 m ³
Pieces for box	1

Gotham Woody SL-P



Width	52 cm – 21 in
Height	83 cm – 33 in
Seat height	47 cm – 18,5 in
Armrest height	64 cm – 25 in
Depth	53 cm – 21 in
Weight	7 kg – 15 lb
Packaging	0,28 m ³
Pieces for box	1

Gotham Woody SL SG-65



Width	41,5 cm – 16 in
Height	96 cm – 38 in
Seat height	67 cm – 26 in
Depth	50 cm – 20 in
Weight	5,5 kg – 21 lb
Packaging	0,26 m ³
Pieces for box	1

Gotham Woody SL SG-80



Width	41,5 cm – 16 in
Height	110 cm – 43 in
Seat height	82 cm – 32 in
Depth	54 cm – 21 in
Weight	6 kg – 13 lb
Packaging	0,29 m ³
Pieces for box	1



Gotham Woody SL-I



Width	44 cm – 17 in
Height	83 cm – 33 in
Seat height	47 cm – 18,5 in
Depth	53 cm – 21 in
Weight	4,5 kg – 10 lb
Packaging	0,24 m ³
Pieces for box	1

Gotham Woody SL-P-I



Width	52 cm – 21 in
Height	83 cm – 33 in
Seat height	47 cm – 18,5 in
Armrest height	64 cm – 25 in
Depth	53 cm – 21 in
Weight	7 kg – 15 lb
Packaging	0,28 m ³
Pieces for box	1

Gotham Woody SL SG-65-I



Width	41,5 cm – 16 in
Height	96 cm – 38 in
Seat height	67 cm – 26 in
Depth	50 cm – 20 1/8 in
Weight	5,5 kg – 21 lb
Packaging	0,26 m ³
Pieces for box	1

Gotham Woody Lounge



Width	65 cm – 25,5 in
Height	72 cm – 28 in
Seat height	40 cm – 16 in
Depth	66 cm – 26 in
Weight	9 kg – 20 lb
Packaging	0,34 m ³
Pieces for box	1

Gotham Woody SL SG-80-I



Width	41,5 cm – 16 in
Height	110 cm – 43 in
Seat height	82 cm – 32 in
Depth	54 cm – 21 in
Weight	6 kg – 13 lb
Packaging	0,29 m ³
Pieces for box	1

Gotham Woody S



Width	44 cm – 17 in
Height	83 cm – 33 in
Seat height	46 cm – 18 in
Depth	50 cm – 20 in
Weight	4,5 kg – 10 lb
Packaging	0,24 m ³
Pieces for box	1

Gotham Woody S-I



Width	44 cm – 17 in
Height	83 cm – 33 in
Seat height	46 cm – 18 in
Depth	50 cm – 20 in
Weight	4,5 kg – 10 lb
Packaging	0,24 m ³
Pieces for box	1

Gotham Woody SG-65



Width	41,5 cm – 16 in
Height	95 cm – 37,5 in
Seat height	65 cm – 25,5 in
Depth	52 cm – 20,5 in
Weight	5,5 kg – 21 lb
Packaging	0,26 m ³
Pieces for box	1

Gotham Woody SG-65-I



Width	41,5 cm – 16 in
Height	95 cm – 37,5 in
Seat height	65 cm – 25,5 in
Depth	52 cm – 20,5 in
Weight	5,5 kg – 21 lb
Packaging	0,26 m ³
Pieces for box	1

Gotham Woody SG-80



Width	41,5 cm – 16 in
Height	110 cm – 43 in
Seat height	80 cm – 31,5 in
Depth	54 cm – 21 in
Weight	6 kg – 13 lb
Packaging	0,29 m ³
Pieces for box	1

Gotham Woody SG-80-I



Width	41,5 cm – 16 in
Height	110 cm – 43 in
Seat height	80 cm – 31,5 in
Depth	54 cm – 21 in
Weight	6 kg – 13 lb
Packaging	0,29 m ³
Pieces for box	1

Jujube



Simone Fanciullacci + Antonio De Marco

EN Jujube is a seating system consisting of modular elements which are combined each other to realize different types of seats. The tubular backrest, designed with metal rods, is the decorative element that characterizes this collection, realized with materials and finishes resistant to weathering. The materials and finishes are fit for both the outdoor and the indoor use, because of the galvanized coating, the laminated larch, the weaving in nautical rope and the UV tested fabric, and resistant to humidity. The selection of refined and original materials, make the Jujube collection an authentic piece of furniture also for the indoor use, with the padded back and the wide range of colorful fabrics that adapt to different styles of interior design.



IT Jujube, è una gamma completa di sedute, divani, poltrone e poltroncine che si abbinano in molteplici soluzioni come un vero e proprio sistema modulare d'arredo. L'elemento decorativo che contraddistingue l'intera collezione è lo schienale in metallo con disegno a rete leggero e avvolgente. Estremamente flessibile nella sua componibilità, Jujube è molto eclettica anche nella varietà delle finiture. I materiali sono realizzati per la destinazione in outdoor come la verniciatura zincata, tuttavia, la ricerca materica così originale e raffinata, fanno della collezione Jujube un complemento d'arredo anche per l'interno con la trapunta imbottita e l'ampia gamma di tessuti colorati che si adattano a diversi stili di interior design.



Chairs & More

Jujube







Jujube SP



Width	56 cm – 22 in
Height	76 cm – 30 in
Seat height	44 cm – 17 in
Depth	54 cm – 21 in
Weight	9,5 kg – 21 lb
Packaging	0,28 m ³
Pieces for box	1

Jujube SP-A



Width	56 cm – 22 in
Height	76 cm – 30 in
Seat height	44 cm – 17 in
Depth	54 cm – 21 in
Weight	10 kg – 22 lb
Packaging	0,28 m ³
Pieces for box	1

Jujube SP-B



Width	56 cm – 22 in
Height	76 cm – 30 in
Seat height	44 cm – 17 in
Depth	54 cm – 21 in
Weight	12 kg – 26 lb
Packaging	0,28 m ³
Pieces for box	1

Jujube SG



Width	58 cm – 23 in
Height	98 cm – 38,5 in
Seat height	72 cm – 28,5 in
Depth	55 cm – 22 in
Weight	11 kg – 24 lb
Packaging	0,36 m ³
Pieces for box	1

Jujube SG-A



Width	58 cm – 23 in
Height	98 cm – 38,5 in
Seat height	76 cm – 30 in
Depth	55 cm – 22 in
Weight	11,5 kg – 25 lb
Packaging	0,36 m ³
Pieces for box	1

Jujube SG-B



Width	58 cm – 23 in
Height	98 cm – 38,5 in
Seat height	76 cm – 30 in
Depth	55 cm – 22 in
Weight	12,5 kg – 27,5 lb
Packaging	0,36 m ³
Pieces for box	1

Jujube SP-INT



Width	58 cm – 23 in
Height	76 cm – 30 in
Seat height	46 cm – 18 in
Depth	54 cm – 21 in
Weight	11 kg – 24 lb
Packaging	0,28 m ³
Pieces for box	1

Jujube SG-INT



Width	58 cm – 23 in
Height	98 cm – 38,5 in
Seat height	76 cm – 30 in
Depth	55 cm – 22 in
Weight	12,5 kg – 28 lb
Packaging	0,36 m ³
Pieces for box	1



Jujube sofa



Simone Fanciullacci + Antonio De Marco

EN Jujube is a seating system consisting of modular elements which are combined each other to realize different types of seats. The tubular backrest, designed with metal rods, is the decorative element that characterizes this collection, realized with materials and finishes resistant to weathering. The materials and finishes are fit for both the outdoor and the indoor use, because of the galvanized coating, the laminated larch, the weaving in nautical rope and the UV tested fabric, and resistant to humidity. The selection of refined and original materials, make the Jujube collection an authentic piece of furniture also for the indoor use, with the padded back and the wide range of colorful fabrics that adapt to different styles of interior design.



IT Jujube, è una gamma completa di sedute, divani, poltrone e poltroncine che si abbinano in molteplici soluzioni come un vero e proprio sistema modulare d'arredo. L'elemento decorativo che contraddistingue l'intera collezione è lo schienale in metallo con disegno a rete leggero e avvolgente. Estremamente flessibile nella sua componibilità, Jujube è molto eclettica anche nella varietà delle finiture. I materiali sono realizzati per la destinazione in outdoor come la verniciatura zincata, tuttavia, la ricerca materica così originale e raffinata, fanno della collezione Jujube un complemento d'arredo anche per l'interno con la trapunta imbottita e l'ampia gamma di tessuti colorati che si adattano a diversi stili di interior design.



Jujube D



Width	197 cm – 77,5 in
Height	83,5 cm – 33 in
Seat height	43 cm – 17 in
Depth	92,5 cm – 36 in
Weight	57 kg – 125 lb
Packaging	1,5 m ³
Pieces for box	1x2c

Jujube D-INT



Width	197 cm – 77,5 in
Height	83,5 cm – 33 in
Seat height	43 cm – 17 in
Depth	92,5 cm – 36 in
Weight	69 kg – 152 lb
Packaging	1,5 m ³
Pieces for box	1x2c

Jujube P-DX



Width	105 cm – 41 in
Height	83,5 cm – 33 in
Seat height	44 cm – 17 in
Depth	92,5 cm – 36 in
Weight	29 kg – 64 lb
Packaging	0,75 m ³
Pieces for box	1

Jujube P-INT DX



Width	105 cm – 41 in
Height	83,5 cm – 33 in
Seat height	44 cm – 17 in
Depth	92,5 cm – 36 in
Weight	35 kg – 77 lb
Packaging	0,75 m ³
Pieces for box	1

Jujube P-SX



Width	105 cm – 41 in
Height	83,5 cm – 33 in
Seat height	44 cm – 17 in
Depth	92,5 cm – 36 in
Weight	29 kg – 64 lb
Packaging	0,75 m ³
Pieces for box	1

Jujube P-INT SX




Width	105 cm – 41 in
Height	83,5 cm – 33 in
Seat height	44 cm – 17 in
Depth	92,5 cm – 36 in
Weight	35 kg – 77 lb
Packaging	0,75 m ³
Pieces for box	1

Klot



AM Studio

EN Klot is a collection of metal seats characterized by the weaving with nautical rope, designed by AM studio. The shape is enveloping and light, ideal for exteriors of bars and restaurants with a contemporary and refined style. The collection is also completed with stools for a perfect coordinate. The frame is available in two colors: anthracite and sand. Particular attention is paid to the combination with the ropes, also inspired by the natural shades of gray and blue. There are also melange variants in shades of blue and beige to be combined with the frame for a tone-on-tone or contrasting effect to further highlight the weave finish.



IT Klot è una collezione di sedute in metallo caratterizzate dall'intreccio con corda nautica, disegnata dallo studio AM. La forma è avvolgente e leggera, ideale per esterni di bar e ristoranti dallo stile contemporaneo e raffinato. La collezione si completa anche con gli sgabelli per un coordinato perfetto. Il fusto è in due colorazioni: antracite e sabbia. Particolare attenzione è riservata all'abbinamento con le corde, anch'esse ispirate alle tinte naturali del grigio e del blu. Vi sono anche le varianti melange sui toni del blu e del beige da abbinarsi al fusto per un effetto tono su tono o a contrasto per evidenziare maggiormente la finitura ad intreccio.





Klot SP



Width	61 cm – 24 in
Height	80 cm – 31.5 in
Seat height	46 cm – 18 in
Armrest height	63.5 cm – 25 in
Depth	56 cm – 22 in
Weight	6.2 kg – 13.5 lb
Packaging	0.36 m ³
Pieces for box	1

Klot SG



Width	61 cm – 24 in
Height	99 cm – 38 in
Seat height	70 cm – 27 in
Armrest height	84 cm – 33 in
Depth	57 cm – 22.5 in
Weight	7.7 kg – 17 lb
Packaging	0.38 m ³
Pieces for box	1





new product — new product — new product

Lena



Designerd

EN The Lena dining chair and stool beautifully merge playful minimalism with graphic design influence, creating a captivating harmony between style and practicality. Their sleek metal frames elegantly contrast the soft, curved cushioned seats, showcasing an artful balance of form and comfort. These pieces showcase meticulous attention to detail in material combination and shape, offering not just visual appeal but also durability. The precision-crafted metal frames exude both strength and sophistication, complementing the inviting coziness of the cushioning to promise a relaxing seating experience. In essence, the Lena dining chair and stool serve as an embodiment of graphic design principles translated into functional furniture. Their presence elevates spaces aesthetically while seamlessly integrating artistic flair with everyday functionality.



IT La sedia e lo sgabello Lena fondono in maniera perfetta il minimalismo con il design grafico, creando un'armonia accattivante tra stile e praticità. Le eleganti strutture in metallo contrastano con i morbidi sedili imbottiti, mettendo in risalto un abile equilibrio tra forma e comfort. Questi modelli mostrano un'attenzione meticolosa nella combinazione dei diversi materiali e nella forma, offrendo non solo un'attrattiva visiva, ma anche ottime caratteristiche di durabilità. La collezione Lena si colloca in diversi ambienti integrandosi perfettamente con la quotidiana funzionalità.





Chairs & More

Lena





Lena S



Width	52 cm — 20,5 in
Height	84 cm — 33 in
Seat height	48 cm — 19 in
Depth	58 cm — 23 in
Weight	6,4 kg — 14 lb
Packaging	0,33 m ³
Pieces for box	1

Lena SG-65



Width	52 cm — 20,5 in
Height	98 cm — 38,5 in
Seat height	65 cm — 25,6 in
Depth	58 cm — 23 in
Weight	7,4 kg — 16,3 lb
Packaging	0,36 m ³
Pieces for box	1

Lena SG-75



Width	52 cm — 20,5 in
Height	108 cm — 42,5 in
Seat height	75 cm — 29,5 in
Depth	58 cm — 23 in
Weight	7,8 kg — 17,2 lb
Packaging	0,38 m ³
Pieces for box	1




Millie



Studio Pastina

EN A light multi-stripped effect created by thin cords is the decorative theme of the Milly collection designed by the Pastina studio for the new Chairs & More outdoor collection. The seats are inspired by the 70s with natural color choices such as sand and anthracite in combination with light or dark gray, brown or midnight blue ropes.

IT Un effetto multi righe leggero creato da cordini sottili è il tema decorativo della collezione Milly disegnata dallo studio Pastina per le nuove proposte Chairs & More da esterno. Le sedute sono ispirate agli anni 70 con scelte di colore naturali come il sabbia e il grigio antracite in abbinamento alle corde grigio chiaro o scuro, marrone o blu midnight.



Chairs & More

Millie





Millie SP



Width	53 cm – 21 in
Height	76 cm – 30 in
Seat height	49 cm – 19 in
Armrest height	72 cm – 28,5 in
Depth	57 cm – 22,5 in
Weight	6 kg – 13 lb
Packaging	0,28 m ³
Pieces for box	1

Millie SG 65



Width	46 cm – 18 in
Height	77 cm – 30,5 in
Seat height	68 cm – 27 in
Depth	44 cm – 17,5 in
Weight	5,6 kg – 12,5 lb
Packaging	0,26 m ³
Pieces for box	1

Millie SG 80



Width	46 cm – 18 in
Height	91 cm – 36 in
Seat height	82 cm – 32 in
Depth	55 cm – 21,5 in
Weight	6 kg – 13 lb
Packaging	0,29 m ³
Pieces for box	1






Mousse



Tommaso Caldera

EN Soft, pliable and as sweet as its shapes, Mousse is a delight for the eye, a luscious seat that tickles the palate of whoever appreciates new flavours without forsaking tradition. The fruit of Tommaso Caldera's fresh, innovative style, Mousse adopts a more contemporary approach to revisit the classic living room armchair, resulting in a seat that is ideal for both homes and public areas such as bistros and lounges. The collection consists of two variants that can complement each other in a graceful and harmonious fashion. Both models, elegant with a hint of retro, come in a wide array of furnishing fabrics, which can be combined to create seats juxtaposing two shades of colour at the front and back and sides, respectively, or even different types of material, including fire retardant fabric and eco-leather.



IT Morbida, soffice e dolce come le sue forme, Mousse è una seduta golosa che attira a sé l'attenzione e soddisfa il palato di chi apprezza i sapori nuovi ma senza rinunciare alla tradizione. Ideata dal gusto fresco e creativo di Tommaso Caldera, la seduta Mousse rivisita, in chiave contemporanea, lo stile classico della poltrona da living adatta a interni residenziali come a bistrò e ambienti lounge. La collezione, infatti, si articola in due varianti che si abbinano in modo armonioso ed equilibrato: la Mousse SP, più alta e contenuta, e la versione Mousse P avvolgente e adatta a zone relax e waiting hall. Entrambe le sedute, dal sapore lievemente retrò, si apprezzano anche per il particolare abbinamento di tessuti che possono prevedere gli interni in una tinta differente dagli esterni e la possibilità di comporre la seduta con materiali diversi come la stoffa ignifuga e l'ecopelle.



Mousse SP



Width	63 cm – 25 in
Height	72 cm – 28 in
Seat height	47 cm – 18.5 in
Depth	53 cm – 21 in
Weight	10 kg – 22 lb
Packaging	0.28 m ³
Pieces for box	1

Mousse P



Width	77 cm – 30 in
Height	71 cm – 28 in
Seat height	41 cm – 16 in
Depth	68 cm – 27 in
Weight	22 kg – 48.5 lb
Packaging	0.42 m ³
Pieces for box	1



Moyo



Simone Fanciullacci + Antonio De Marco

EN Moyo is an outdoor chair made in metal. The shape is obtained by a single sign, a unique line that seamlessly creates a primordial seat, soft almost maternal. Even the material and natural colors evoke ancestral feelings and communicate in an elementary way the idea of lightness and enveloping comfort. Moyo is proposed in the metal version and with nautic rope weaving which make able seat very comfortable and elegant.

IT Moyo è una seduta per esterno realizzata in metallo. La forma è affidata ad un unico segno, una linea che per tutto il suo percorso, rimane identica a se stessa e senza interruzioni dà origine ad una seduta dal sapore primordiale, morbido, quasi materno. Anche i colori materici e naturali comunicano l'idea di leggerezza e comfort avvolgente. Moyo è proposta nella versione in metallo e in quella con intreccio in corda nautica che rende la seduta molto comoda ed elegante.








Chairs & More

Moyo



Moyo



Width	60 cm – 24 in
Height	85 cm – 33 in
Seat height	45,5 cm – 18 in
Armrest height	69 cm – 27 in
Depth	54 cm – 21 in
Weight	6 kg – 13 lb
Packaging	0,36 m ³
Pieces for box	3
Stackable	x 5

Moyo INT



Width	60 cm – 24 in
Height	85 cm – 33 in
Seat height	45,5 cm – 18 in
Armrest height	69 cm – 27 in
Depth	54 cm – 21 in
Weight	7 kg – 15 lb
Packaging	0,36 m ³
Pieces for box	3
Stackable	x 5



Nube



Roberto Paoli

EN An informal, whimsical, almost ironic spirit seems to transpire from Nube, a comprehensive collection of chairs and stools designed by Roberto Paoli. The material employed is soft polyurethane, mimicking upholstery to perfection. The design is very sinuous, characterised by the rounded curves of its back, and a seat that has all the advantages of padding without its drawbacks. This latter element is made in Freeform, a fire-proof, scratch-resistant material that is also extremely easy to clean. Three types of bases are available: Nube S is endowed with metal legs, Nube SL has a sled base, and the most striking version of all Nube W has rounded beech sheaths fitted over its metal legs, a feature that strongly enhances the Seventies look evoked by this collection. Nube is available in five different colours: Black, White, Mud, Yellow and Red.



IT Uno spirito informale, estroso, quasi ironico è quello che ispira la collezione Nube: una collezione articolata di sedute e sgabelli disegnati da Roberto Paoli e realizzati con un particolare poliuretano morbido che funge quasi da imbottitura. Il design è anch'esso sinuoso con le linee curve e tondeggianti dello schienale e il sedile molto simile a un cuscino in tessuto ma più pratico in quanto realizzato in Freeform e quindi resistente ai graffi, facilmente pulibile e ignifugo. Le basi sono di tre tipi, oltre alle versioni in metallo a 4 gambe: Nube S e a slitta la Nube SL, è proposta anche la versione Nube W molto particolare con basamento in faggio naturale tornito che sottolinea ancora di più lo stile anni Settanta evocato dalla collezione. Nube è disponibile in 5 diverse colorazioni: Black, White, Mud, Yellow e Red.



Chairs & More

Nube



Nube S



Width	44 cm – 17 in
Height	78 cm – 31 in
Seat height	46 cm – 18 in
Depth	51 cm – 20 in
Weight	7,5 kg – 16,5 lb
Packaging	0,24 m ³
Pieces for box	1

Nube SL



Width	44 cm – 17 in
Height	78 cm – 31 in
Seat height	46 cm – 18 in
Depth	51 cm – 20 in
Weight	8,8 kg – 20 lb
Packaging	0,24 m ³
Pieces for box	1

Nube SG-65



Width	40 cm – 16 in
Height	87 cm – 34 in
Seat height	65 cm – 25,5 in
Depth	48 cm – 19 in
Weight	7,5 kg – 16,5 lb
Packaging	0,26 m ³
Pieces for box	1

Nube SL SG-65



Width	41 cm – 16 in
Height	87 cm – 34 in
Seat height	65 cm – 25,5 in
Depth	49 cm – 19 in
Weight	9 kg – 20 lb
Packaging	0,26 m ³
Pieces for box	1

Nube SG-80



Width	40 cm – 16 in
Height	102 cm – 40 in
Seat height	80 cm – 31 in
Depth	50 cm – 20 in
Weight	8 kg – 18 lb
Packaging	0,29 m ³
Pieces for box	1

Nube SL SG-80



Width	42,5 cm – 17 in
Height	102 cm – 40 in
Seat height	80 cm – 31 in
Depth	50 cm – 20 in
Weight	10 kg – 22 lb
Packaging	0,29 m ³
Pieces for box	1

Nube W



Width	44 cm – 17 in
Height	78 cm – 31 in
Seat height	46 cm – 18 in
Depth	51 cm – 20 in
Weight	8 kg – 18 lb
Packaging	0,24 m ³
Pieces for box	1

Nube W SG-65



Width	40 cm – 16 in
Height	87 cm – 34 in
Seat height	65 cm – 25,5 in
Depth	48 cm – 19 in
Weight	8 kg – 18 lb
Packaging	0,26 m ³
Pieces for box	1

Nube W SG-80



Width	40 cm – 16 in
Height	102 cm – 40 in
Seat height	80 cm – 31 in
Depth	50 cm – 20 in
Weight	8,5 kg – 19 lb
Packaging	0,29 m ³
Pieces for box	1



Pampa



Studio Pastina

EN Gleefully extravagant in its proportions, Pampa is a collection of chairs and stools with an unusual and delicate charm. Welcoming in the oversized design of the upholstered backrest, combined with a thin metal structure and a soft seat, the Pampa chairs interpret the needs of any environment with imagination and delicacy. Linearity and iconography come together in a game of proportions. The filiform harmony of the structure is unbalanced by a rounded and generous back which becomes the distinctive element of the collection. The result is a series of iconic seats that evoke the fascinating graphic signs of rock paintings and frescoes of ancient Mediterranean civilizations. With its welcoming shapes, its contemporary profile and colored upholstery in recycled fiber fabrics, the Pampa collection is dedicated to comfort in every scenario of contemporary living.



IT Allegramente stravagante nelle proporzioni, Pampa è una collezione di sedute e sgabelli dal fascino insolito e delicato. Accoglienti nel disegno oversize dello schienale imbottito, unito ad una sottile struttura in metallo e una seduta soffice, le sedute Pampa interpretano con fantasia e delicatezza le esigenze di ogni ambiente. Linearità e iconografia si fondono in un gioco di proporzioni. L'armonia filiforme della struttura è sbilanciata da uno schienale tondeggiante e generoso che diventa l'elemento distintivo della collezione. Il risultato è una serie di sedute iconiche che rievocano gli affascinanti segni grafici delle pitture rupestri e gli affreschi delle antiche civiltà del mediterraneo. Con le sue forme accoglienti, il suo profilo contemporaneo e i rivestimenti colorati in tessuti ecologici, la collezione Pampa è dedicata al comfort in ogni scenario del vivere contemporaneo.







Chairs & More

Pampa



Pampa S



Width	63 cm – 25 in
Height	81 cm – 32 in
Seat height	48 cm – 19 in
Depth	55 cm – 51,5 in
Weight	8 kg – 17,5 lb
Packaging	0,31 m ³
Pieces for box	1

Pampa SG-65



Width	56 cm – 22 in
Height	89 cm – 35 in
Seat height	65 cm – 25,5 in
Depth	53 cm – 21 in
Weight	8,8 kg – 19,5 lb
Packaging	0,29 m ³
Pieces for box	1

Pampa SG-80



Width	56 cm – 22 in
Height	105 cm – 41,5 in
Seat height	81 cm – 32 in
Depth	53 cm – 21 in
Weight	9,5 kg – 21 lb
Packaging	0,34 m ³
Pieces for box	1





So-pretty



Dario Delpin

EN Eclectic, dynamic and extremely comfortable, the So-pretty armchair catches the attention for its soft and sinuous design. There are several areas of location for this compact and enveloping armchair that can find space both in waiting areas, in restaurants and in living or office areas. The armchair has a steel frame entirely moulded with cold-cure polyurethane, upholstered with different fabrics.



IT Eclettica, dinamica, soffice ed estremamente comoda, la poltroncina So-pretty cattura l'attenzione per il suo design morbido e sinuoso. Sono diversi gli ambiti di collocazione di questa seduta che compatta e avvolgente può trovare spazio sia in aree attesa, in sale ristorante e in zone living residenziali o uffici. La poltroncina ha struttura in acciaio rivestita in poliuretano schiumato a freddo ed è foderata con tessuti di vari colori.

So-pretty




Width	56 cm – 22 in
Height	75 cm – 29,5 in
Seat height	48 cm – 19 in
Depth	59 cm – 23 in
Weight	16,5 kg – 36 lb
Packaging	0,28 m ³
Pieces for box	1





Tamburo



Antonio De Marco

EN The Tamburo coffee tables collection, designed by Antonio De Marco, is characterized by the combination of different materials that make it an object suitable for the furnishing of outdoor or indoor spaces. The structure is made of anthracite powder coated steel and perfectly matches the HPL tops available in different colours. The weave is handmade with marine rope resistant to weather and UV rays. The combination of different colours threads has allowed the creation of a mélange tone rope produced exclusively for Chairs & More.



IT La collezione di tavolini Tamburo, disegnata da Antonio De Marco, è caratterizzata dalla combinazione di diversi materiali che ne fanno un oggetto adatto all'arredo di spazi outdoor oppure indoor. La struttura è in acciaio verniciato a polveri in colore antracite e si adatta perfettamente al piano in HPL disponibile in diverse tinte. L'intreccio è fatto a mano con corda marina resistente alle intemperie e ai raggi UV. L'abbinamento di diversi colori di filato ha permesso la realizzazione di una corda dai toni mélange prodotta in esclusiva per Chairs & More.



Chairs & More

Tamburo





Tamburo SM



Width	51 cm — 20 in
Height	54 cm — 21 in
Depth	51 cm — 20 in
Weight	7,2 kg — 15,8 lb
Packaging	0,16 m ³
Pieces for box	1

Tamburo ME



Width	72 cm — 28,3 in
Height	49 cm — 19,3 in
Depth	72 cm — 28,3 in
Weight	10,6 kg — 23,3 lb
Packaging	0,31 m ³
Pieces for box	1

Tamburo LG



Width	92 cm — 36,3 in
Height	42 cm — 16,5 in
Depth	92 cm — 36,3 in
Weight	14,7 kg — 32,4 lb
Packaging	0,44 m ³
Pieces for box	1



Tulip



Kazuko Okamoto

EN The Tulip collection is a series of multifunctional armchairs that represent a new concept in sitting. Tulip comes in two variants -Small and Large- and they differ not only in size but also in shape and ergonomics. Tulip Small, regular and symmetrical, is a chair placed in different environments: catering, meeting room, waiting. Depending on its destination, can be equipped with a small metal table. Tulip Large is an innovative new seat, featuring an asymmetrical shape and a handy pull-out table, elements that invite people to use a tablet or laptop, read or consume food and drink. The shell is made of a soft and coloured integral polyurethane, with a nice sensation to the touch; the legs are in natural polished ash wood.



IT Tulip è una collezione di poltroncine multifunzione che per il design e le varianti a disposizione, si propone come un nuovo concept di seduta. Tulip nasce in due varianti che differiscono, per dimensioni, forma ed ergonomia. Tulip small, regolare e simmetrica, è una poltroncina adatta a diversi ambienti: sale da pranzo, uffici, zone relax o sale d'attesa. A seconda della sua destinazione, può essere accessoriata da un tavolino in metallo. Tulip large è una seduta completamente innovativa, caratterizzata da una forma asimmetrica e da un pratico tavolino estraibile, elementi che invitano a un suo utilizzo operativo e confortevole come la consultazione di strumenti informatici, la lettura o il consumo di cibi e bevande. La seduta è realizzata in poliuretano integrale morbido e colorato, con una piacevole sensazione al tatto. Le gambe sono in legno di frassino verniciato naturale.





Tulip S



Width	56 cm – 22 in
Height	73 cm – 29 in
Seat height	47 cm – 18,5 in
Armrest height	70 cm – 27,5 in
Depth	55 cm – 21,5 in
Weight	12 kg – 27 lb
Packaging	0,28 m ³
Pieces for box	1

Tulip S+TS



Width	56 cm – 22 in
Height	73 cm – 29 in
Seat height	47 cm – 18,5 in
Armrest height	70 cm – 27,5 in
Depth	55 cm – 21,5 in
Weight	13 kg – 28 lb
Packaging	0,28 m ³
Pieces for box	1

Tulip L



Width	77 cm – 30 in
Height	73 cm – 29 in
Seat height	47 cm – 18,5 in
Armrest height	72 cm – 28 in
Depth	57 cm – 22 in
Weight	14,5 kg – 32 lb
Packaging	0,28 m ³
Pieces for box	1

Tulip L+TL



Width	77 cm – 30 in
Height	73 cm – 29 in
Seat height	47 cm – 18,5 in
Armrest height	72 cm – 28 in
Depth	57 cm – 22 in
Weight	15,5 kg – 34 lb
Packaging	0,28 m ³
Pieces for box	1



& finishes


Altana



Struttura in metallo verniciato a polveri per uso esterno, antracite, testa di moro oppure sabbia. Intrecciata a mano con corda marina.

Powder coated metal frame for outdoor use, anthracite, dark brown or sand. Hand woven with marine rope.


Metal base



satin anthracite



satin sand



satin brown

Ropes



anthracite



brown



midnight blue



grey



red



yellow


Altana coffee tables



La struttura in acciaio verniciato a polveri, in colore antracite oppure sabbia, è arricchita dall'intreccio fatto a mano con corda marina. Il piano in HPL, disponibile in quattro tinte, si abbina ai colori delle corde adattandosi ad ambienti outdoor residenziali oppure contract.

The powder coated steel structure, in anthracite or sand color, is enriched by the handmade weave with marine rope. The HPL top, available in four colours, matches the ropes, adapting to outdoor residential or contract environments.

Metal base



satin anthracite



satin sand

Ropes & tops



anthracite



yellow



red



grey


Altana tables



Struttura in metallo verniciato colore antracite, piano in HPL intreccio fatto a mano con corda marina.

Anthracite powder-coated metal frame, HPL top, woven with marine rope.

Metal base




satin anthracite

Ropes & tops



anthracite



grey



brick




Babah



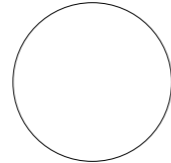
Scocca in poliuretano rigido ignifugo. Base in metallo verniciato nero, bianco o cromato.

Rigid polyurethane shell fire retardant. Black, white painted or chrome metal frame.

Metal legs



black



white




chrome


Wooden legs



natural beech




white lacquered



black lacquered

Polyurethane tech/PT



black



yellow



white



cream*



blue sky

Bicolor Chair Polyurethane tech/PT



grey + anthracite*



mud + moka*



sand + mud*

*Colore non disponibile per gli sgabelli.

*Color not available for stools.


Bubalus



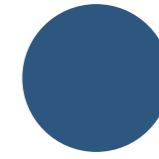
Struttura in metallo verniciato, piano in frassino.

Painted metal frame, ash top.

Metal frame



satin anthracite



ocean blue

Wooden top



natural polished ash



ocean blue lacquered ash


Cacao



Struttura in legno di frassino verniciato o laccato opaco. Sedile in legno.

Polished or matt lacquered ash wood frame. Wooden seat.

Wood



black




yellow




white



grey



natural ash



walnut polished ash


Churros



Poliuretano Polyplus stampato ignifugo, bi-componente, impermeabile, resistente agli agenti atmosferici, igienico al 100%. Struttura tavolino in metallo verniciato bianco, piano in Corian.

Bi-component molded Polyplus polyurethane, fireproof, waterproof, weather resistant, 100% hygienic. White powder-coated steel frame, Corian table top.

Polyplus polyurethane



red



yellow



petroleum blue




mud

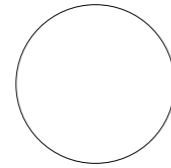
Dogo



Polymer Baydur® 110



black



white


Scocca in poliuretano rigido ignifugo. Base in metallo bianco o vernicato nero.

Rigid polyurethane shell fire retardant. White or black steel frame.

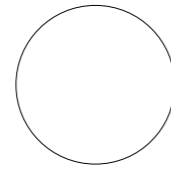
Gotham




Metal legs



black




white



chrome

Scocca in poliuretano rigido ignifugo. Base in metallo cromato o vernicato nero.

Rigid polyurethane shell fire retardant. Chrome or black steel frame.



terracotta


Wooden legs



natural beech



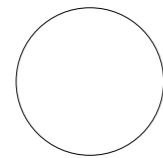
walnut



black lacquered

Base in legno di faggio verniciato oppure laccato bianco o nero, scocca in poliuretano rigido Tech.


Polished or matt lacquered beech wood base, rigid polyurethane Tech shell.



white lacquered



Polyurethane tech/PT



black



yellow



grey



white



sand



petroleum blue



terracotta


Bicolor Chair Polyurethane tech/PT




white + black




white + red



white + anthracite



white + mud



white + orange




cream + moka

Gotham Woody




Metal legs



black

Seat



natural polished walnut



matt black lacquered ash


Jujube



Struttura in acciaio verniciato a polveri per uso esterno. Disponibile anche con cuscini imbottiti per seduta e schienale.

Power coated steel frame, for outdoor use. Available also with upholstered cushions.

Metal



satin anthracite



satin sand



yellow*



blue*


*Colore non disponibile per gli sgabelli, nè per sofa.

*Color not available for stools, and sofa


Nube



Metal legs



black




white


Wooden legs



natural beech



white lacquered




black lacquered


Freeform/PFF



white




black



mud



yellow



red

Scocca in poliuretano rigido ignifugo. Base in metallo o in legno di faggio.

Rigid polyurethane shell fire retardant. Wood or steel frame.


Pampa




Struttura in metallo verniciato nero, bianco oppure rosso mattone. Sedile e schienali imbottiti in tessuto.

Black, white or brick red painted metal frame. Upholstered seat and back with fabric.


Metal



black



white



red




Tamburo



Struttura in metallo verniciato a polveri per uso esterno in antracite. Intrecciata a mano con corda marina.

Powder coated metal frame for outdoor use, in anthracite. Hand woven with marine rope.

Metal



satin anthracite

Ropes & Tops




yellow



yellow



yellow



yellow


Tulip



Scocca in poliuretano ignifugo Freeform e gambe in frassino naturale. Tavolino opzionale in metallo verniciato bianco o nero.

Frame in fire retardant polyurethane Freeform and legs in natural ash. Optional metal table in white or black color.


Freeform/PFF



white



black



grey



yellow




red




blue sky



Freeform/PFF - Large



black



grey



& fabrics

Cat. A Secret



1003



1025



1015




1017



1027



1012



1014



1009

FEATURES
76% PVC 22% PES 2% PU
LIGHTFASTNESS
6/7 ISO 105 B02

FASTNESS TO RUBBING
DRY 5, WET 5, ISO 1050X12
ABRASION RESISTANCE
60.000 CYCLES ISO 5470-2

FIRE RESISTANCE
UNI 9175 classe 1M
BS 5852-1 cigarette test
BS 5852-1 match test

Cat. A Angel Combo



600




203



702



404




301



308



302



701

FEATURES
100% POLIPRO
LIGHTFASTNESS
5 ISO 105 B02

FASTNESS TO RUBBING
DRY 5, WET 4/5, ISO 1050X12
ABRASION RESISTANCE
50.000 CYCLES UNI EN ISO 12947-2

FIRE RESISTANCE
11M - UNI 9175
EN 1021 part 1/2
BS 5852 crib 5
NFPA 260 Class 1
California TB 117:2013
IMO MED - Ftp 307 part 8

Cat. A Angel



56/201



57/200



20/405



53/401



35/305



39/700



41/502



38/002

FEATURES
100% POLIPRO
LIGHTFASTNESS
5/6 ISO 105 B02

FASTNESS TO RUBBING
DRY 5, WET 4/5, ISO 1050X12
ABRASION RESISTANCE
100.000 CYCLES
UNI EN ISO 12947-2

FIRE RESISTANCE
11M - UNI 9175
EN 1021 part 1/2
BS 5852 crib 5
NFPA 260 Class 1
California TB 117:2013
IMO MED - Ftp 307 part 8

Cat. A Vortice outdoor



601



603



700



706



800



305




102



419

FEATURES
100% ACRYL WATER REPELLENT
LIGHTFASTNESS
7/8 ISO 105 B02
FASTNESS TO RUBBING
DRY 4/5, WET 5, ISO 1050X12

Cat. A Caliente



400



605



405



200



500



309



801



705

FEATURES
52% POLIPRO, 48% PL

LIGHTFASTNESS
> 7 ISO 105 B02

FASTNESS TO RUBBING
DRY 4/5, WET 4, ISO 1050X12


ABRASION RESISTANCE
40.000 CYCLES UNI EN ISO 12947-2

FIRE RESISTANCE
1IM - UNI 9175
EN 1021 part 1/2
NFPA 260 Class 1
California TB 117:2013
IMO MED - Ftp 307 part 8
IMO MED - Ftp 307 part 7

Cat. B Tailor



250



350



950



2350



1150



1250



1350



1850

FEATURES
100% PES

LIGHTFASTNESS
6 ISO 105 B02

FASTNESS TO RUBBING
DRY 4/5, WET 4/5, ISO 1050X12


ABRASION RESISTANCE
100.000 CYCLES UNI EN ISO 12947-2

FIRE RESISTANCE
UNI 9175 classe 1IM

Cat. B Magnum tex




501



300



806



601



803



706



901



902

FEATURES
88% PVC 7% PL 4% CO 1% PO

LIGHTFASTNESS
> 7 ISO 105 B02

FASTNESS TO RUBBING
DRY 5, WET 5, ISO 1050X12

ABRASION RESISTANCE
>100.000 CYCLES
UNI EN ISO 12947-2

FIRE RESISTANCE
1IM - UNI 9175
EN 1021 1/2
BS 5852 part 1, is 0 and 1
NF P 92.503 M3
NFPA 260 Class 1
California TB 117-2013
IMO FTP Code 307 part 8
ÖNOM B 3825 - schwer brennbar

Cat. B Break outdoor



1



4



16



18




12



7



9



14

FEATURES
100% ACRYL WATER REPELLENT

LIGHTFASTNESS
7/8 EN 105-B04

FASTNESS TO RUBBING
DRY 4/5, WET 5, ISO 1050X12


Cat. B Avon




7068.01



7068.04



7068.05



7068.07




7068.08



7068.09



7068.12



7068.13

FEATURES
100% RECYCLED POLYESTER FR
LIGHTFASTNESS
6 ISO 105 B02


FASTNESS TO RUBBING
DRY 4/5, WET 4/-5, ISO 105X12
ABRASION RESISTANCE
80.000 CYCLES UNI EN ISO 12947-2

FIRE RESISTANCE
EN 1021 - 1&2 (cigarette & match)
BS 5852 Crib 5
UNI 9175 Classe 1 IM
California TB 117-2013
IMO FTP Code 307 part 8
NF D 60 013 - AM. 18
DIN 4102. B1
NFPA 260:2013, CLASS 1


Cat. C Opera



101



600



201




200




402



800



305



700

FEATURES
100% WO
LIGHTFASTNESS
5 ISO 105 B02

FASTNESS TO RUBBING
DRY 4/5, WET 4, ISO 1050X12
ABRASION RESISTANCE
50.000 CYCLES UNI EN ISO 12947-2

FIRE RESISTANCE
1IM - UNI 9175
EN 1021 part 1/2
BS 5852 part 1, is 0
BS 5852 crib 5
NF D 60 013 - AM. 18
California TB 117-2013
IMO FTP Code 307 part 8

Cat. C Vortice natted outdoor



604



602




600




700



401



310



301




705

FEATURES
100% ACRYL WATER REPELLENT
LIGHTFASTNESS
7/8 ISO 105 B02
FASTNESS TO RUBBING
DRY 5, WET 5, ISO 1050X12


Cat. C Aida



400




805




604



600




703



900



305





712

FEATURES
100% PL
LIGHTFASTNESS
5 ISO 105 B02
FASTNESS TO RUBBING
DRY 4/5, WET 4, ISO 1050X12
ABRASION RESISTANCE
150.000 CYCLES UNI EN ISO 12947-2

FIRE RESISTANCE
1IM - UNI 9175
classe 1 - UNI 9177
class 1 - EN 13773
EN 1021 part 1/2
BS 7176 + A1 medium hazard
BS 5852 crib 5
NF-P 92 503 - M1
DIN 4102 - B1
NFPA 260
NFPA 701 pass

California TB 117:2013
IMO MED - Ftp 307 part 8
ÖNOM B 3825 - schwer brennbar

Cat. C Auckland





FEATURES
 100% RECYCLED POLYESTER FR
LIGHTFASTNESS
 6 ISO 105 B02

FASTNESS TO RUBBING
 DRY 4/5, WET 4/-5, ISO 105X12
ABRASION RESISTANCE
 80.000 CYCLES UNI EN ISO 12947-2



FIRE RESISTANCE
 EN 1021 - 1&2 (cigarette & match)
 BS 5852 Crib 5
 UNI 9175 Classe 1 IM
 California TB 117-2013

Cat. D Foster



FEATURES
 100% ACRYL WATER REPELLENT
LIGHTFASTNESS

Cat. D Rolla





FEATURES
 100% RECYCLED POLYESTER FR
LIGHTFASTNESS
 6 ISO 105 B02

FASTNESS TO RUBBING
 DRY 4/5, WET 4/-5, ISO 105X12
ABRASION RESISTANCE
 80.000 CYCLES UNI EN ISO 12947-2

FIRE RESISTANCE
 EN 1021 - 1&2 (cigarette & match)
 BS 5852 Crib 5
 UNI 9175 Classe 1 IM
 California TB 117-2013

Cat. D Wolin



FEATURES
 100% RECYCLED POLYESTER FR
LIGHTFASTNESS
 6 ISO 105 B02

FASTNESS TO RUBBING
 DRY 4/5, WET 4/-5, ISO 105X12
ABRASION RESISTANCE
 80.000 CYCLES UNI EN ISO 12947-2

FIRE RESISTANCE
 EN 1021 - 1&2 (cigarette & match)
 BS 5852 Crib 5
 UNI 9175 Classe 1 IM
 California TB 117-2013


Cat. C Norfolk




7069.02




7069.03



7069.04




7069.07




7069.09



7069.11



7069.15



7069.16

FEATURES
100% RECYCLED POLYESTER FR
LIGHTFASTNESS
6 ISO 105 B02


FASTNESS TO RUBBING
DRY 4/5, WET 4/-5, ISO 105X12
ABRASION RESISTANCE
70.000 CYCLES UNI EN ISO 12947-2

FIRE RESISTANCE
EN 1021 - 1&2 (cigarette & match)
BS 5852 Crib 5
UNI 9175 Classe 1 IM
California TB 117-2013
IMO FTP Code 307 part 8
NF D 60 013 - AM. 18
DIN 4102. B1
NFPA 260:2013, CLASS 1

Cat. D Ambience outdoor




502




504



517



518



512



507



509



514

FEATURES
90% ACRYL 10% PES
LIGHTFASTNESS
7/8 EN 105-B04
ABRASION RESISTANCE
60.000 CYCLES UNI EN ISO 12947-2

Cat. C Wilson



7067.03




7067.07



7067.08




7067.10




7067.13



7067.14



7067.18



7067.21

FEATURES
100% RECYCLED POLYESTER FR
LIGHTFASTNESS
6 ISO 105 B02

FASTNESS TO RUBBING
DRY 4/5, WET 4/-5, ISO 105X12
ABRASION RESISTANCE
80.000 CYCLES UNI EN ISO 12947-2

FIRE RESISTANCE
EN 1021 - 1&2 (cigarette & match)
BS 5852 Crib 5
UNI 9175 Classe 1 IM
California TB 117-2013
IMO FTP Code 307 part 8
NF D 60 013 - AM. 18
DIN 4102. B1
NFPA 260:2013, CLASS 1


Chairs & More

& fabrics


Cat. D Lani




7060.32




7060.31




7060.29




7060.35




7060.42



7060.14



7060.20



7060.25

FEATURES
80% WO 20% POLYAMIDE
LIGHTFASTNESS
5-7 ISO 105 B02

FASTNESS TO RUBBING
DRY 4/5, WET 4/-5, ISO 105X12
ABRASION RESISTANCE
300.000 CYCLES UNI EN ISO 12947-2

FIRE RESISTANCE
EN 1021 - 1&2 (cigarette & match)
BS 5852 Ignition Source 5 when FR treated
UNI 9175 Classe 1 IM
California TB 117-2013
IMO FTP Code 307 part 8
NF D 60 013 - AM. 18
DIN 4102. B2 when FR treated
NFPA 260:2013, CLASS 1


Chairs & More

& fabrics


Cat. D Galaxy




47




49



55



60




22



05



51



20

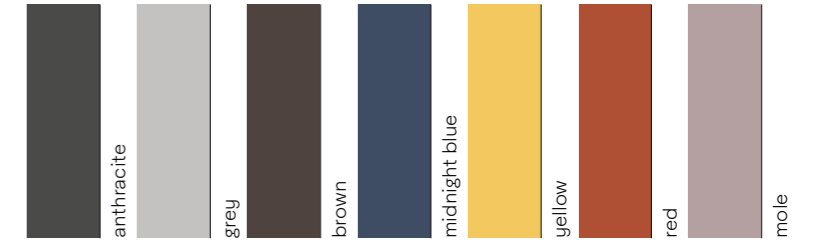
FEATURES
58% WO 19% PP 17% PES 6% CO
LIGHTFASTNESS
5/6 ISO 105 B02

FASTNESS TO RUBBING
DRY 4/5, WET 4, ISO 1050X12
ABRASION RESISTANCE
35.000 CYCLES UNI EN ISO 12947-2

FIRE RESISTANCE
BS5852 0/1
EN 1021 1/2
BS7176 Low hazard
California TB 117-2013
NFPA 260:2013, CLASS 1
UNI 9175 Clase 3IM


Altana ropes

SUNFIRE ROPE MM 4
CORE: HIGH TENACITY POLYESTER
COVER: 100% HIGH PERFORMANCE FLAME RETARDANT AND UV STABILIZED PET YARN
UV RESISTANCE FACTOR: 7 ON BLUE XENON TEST SCALE



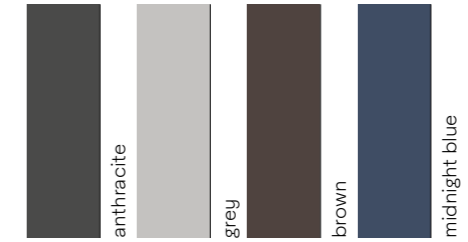
Jujube + Klot + Moyo rounded ropes

GIOTTO MELANGE
100% PET STAPLE AND HIGH TENACITY POLYESTER
FIRE REACTION CL. 2
UV RESISTANCE FACTOR: 5-7 ON BLUE XENON TEST SCALE



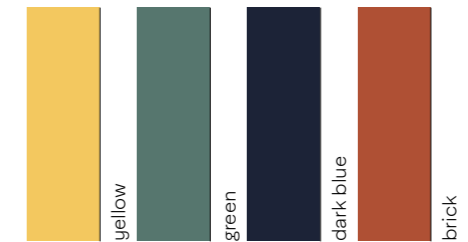
Millie ropes

SUNFIRE ROPE MM 6
CORE: HIGH TENACITY POLYESTER
COVER: 100% HIGH PERFORMANCE FLAME RETARDANT AND UV STABILIZED PET YARN
UV RESISTANCE FACTOR: 7 ON BLUE XENON TEST SCALE



Tamburo ropes

SUNFIRE ROPE MM 4 MELANGE
CORE: HIGH TENACITY POLYESTER
COVER: 100% HIGH PERFORMANCE FLAME RETARDANT AND UV STABILIZED PET YARN
UV RESISTANCE FACTOR: 7 ON BLUE XENON TEST SCALE



Condizioni generali di vendita

1 I prezzi del presente listino sono lordi, espressi in euro, intesi franco fabbrica.

2 I prezzi non comprendono ivi, oneri fiscali, spese di installazione, trasporto, salvo accordi diversi.

3 L'ordine sarà subordinato a conferma da parte della Chairs & More che comunicherà la propria accettazione o l'eventuale rifiuto a mezzo e-mail.

4 L'ordine diviene esecutivo dal momento della recezione del pagamento alla Chairs & More. Le tempistiche indicative comunicate al momento della conferma d'ordine hanno decorrenza dalla data di ricevimento del pagamento (saldo o acconto a seconda di quanto concordato con il Cliente).

5 I tempi di consegna indicati nella conferma d'ordine devono intendersi come indicativi e da considerarsi validi qualora non sussistano impedimenti o cause di forza maggiore.

6 Ritardi o variazioni non sono imputabili alla Chairs & More, che provvederà ad informare immediatamente il cliente, via email, su eventuali ritardi di consegna.

7 Al momento della consegna, il Cliente dovrà controllare la conformità dei Prodotti ricevuti a quelli ordinati e, in particolare, l'integrità e l'assenza di difetti esteriori. In caso di accertata presenza di un danno o errore, il Cliente è tenuto a segnalarlo alla Chairs & More via email, entro massimo due giorni lavorativi, allegando la documentazione fotografica della merce difettata, danneggiata o errata. Gli imballi devono essere mantenuti per la durata di garanzia del prodotto e, una volta dismessi, vanno smaltiti in conformità alla normativa vigente in materia.

8 Non sono accettati resi di merce se non autorizzati preventivamente.

9 Chairs & More si riserva la facoltà di modificare i prezzi, le condizioni generali di vendita o i prodotti in qualsiasi momento senza la necessità di preavviso.

10 Chairs & More declina ogni responsabilità per eventuali errori di stampa o per errate indicazioni sulle caratteristiche dei prodotti.

11 In caso di ritardato pagamento saranno applicati gli interessi

di mora al tasso commerciale in vigore in Italia.

12 La mancata o ritardata consegna non costituisce un diritto per qualsiasi richiesta di danni.

13 L'azienda si riserva in qualsiasi momento e senza preavviso, la facoltà di apportare modifiche ai prodotti al fine di migliorarli. Le misure e le tinte, pertanto, sono da ritenersi puramente indicative.

14 Per le forniture con tessuto cliente o tinta campione la consegna avverrà non prima di 15 gg dal ricevimento delle stesse.

15 Nel caso in cui il tessuto fosse fornito direttamente dal cliente Chairs & More si riserva di utilizzare lo stesso seguendo la norma generale che consi-dera il verso dritto del tessuto quello interno al rotolo, salva indicazione contraria.

16 I consumi di tessuto sono espressi in metri lineari e calcolati su tessuto di 140 cm di altezza e sono validi per minimo sei pezzi. Se il tessuto sarà da centrare i prezzi potranno subire variazioni.

17 Chairs & More è in grado di garantire la qualità dei propri prodotti confezionati con i tessuti da lei selezionati. Per la produzione con tessuto del cliente, Chairs & More non risponde di eventuali difformità rispetto ai modelli confezionati con tessuti selezionati.

18 Per tinte al campione il prezzo sarà stabilito a seconda del tipo di colore richiesto e dalla quantità ordinata.

19 La riproduzione dei colori può essere differente dalla realtà.

20 Tutti i prodotti sono depositati e protetti da registrazione del design. Chairs & More srl intraprenderà tutte le iniziative legali ritenute necessarie o utili per la protezione dei diritti di proprietà intellettuale contro la fabbricazione, vendita, importazione o esportazione senza il previo consenso scritto dell'azienda.

21 Per eventuali controversie il foro competente è quello di Udine.

General sales conditions

1 Prices quoted are in euro, ex works.

2 Prices are not inclusive of value added tax, fiscal charges, installation, transport costs or any other services unless specifically agreed by prior arrangement.

3 The order will be subject to confirmation by Chairs & More who will communicate their acceptance or any refusal by e-mail.

4 The delivery times communicated at the time of the order confirmation start from the date of receipt of the payment (balance or down payment depending on what has been agreed with the Customer).

5 The delivery times indicated in the order confirmation must be understood as indicative and to be considered valid if there are no impediments or causes of force majeure.

6 Delays or variations are not attributable to Chairs & More, which will immediately inform the customer, via email, of any delivery delays.

7 Upon delivery, the customer must check the conformity of the products received with those ordered and, in particular, the integrity and absence of external defects. In the event of ascertained presence of damage or error, the Customer is required to report it to Chairs & More via email, within a maximum of two working days, attaching the photographic documentation of the defective, damaged or incorrect goods. The packaging must be kept for the duration of the product warranty and after that period must be disposed of in compliance with current legislation on the matter.

8 Returns are not acceptable unless authorization is given in writing by Chairs & More.

9 Chairs & More reserves the right to modify prices, general conditions of sales, or to improve products, without advance notice.

10 Chairs & More decline any responsibility for any printing inaccuracy or any wrong indication regarding characteristics of the products.

11 Should payment be delayed, customary interest rates, valid at the time in Italy, will be applied to the unpaid balance

12 Non delivery or delayed consignment do not constitute conditions for any compensation claim.

13 The company reserves the right to make modifications aimed at improving the products, at any time and without prior notice. Measurements and finishes given are purely indicative.

14 When manufacturing, using customers own material and colour samples, required delivery will be at least 15 days from receipt of colour samples and fabrics.

15 When customers own fabric is supplied, Chairs & More reserves the right to use the fabric in the direction it is rolled. If fabric is checked, striped or flowered and must be centered, the prices may change.

16 Fabric requirements are calculated on fabrics of 140 cms width, either plain or incorporating a small pattern which does not need to be centered. This requirement is base on a minimum quantity of six pieces. For quantities of less than six pieces, fabric requirements should be checked at time of ordering.

17 Chairs & More is able to guarantee the quality of its products made with the standard fabrics included in the collection. For production with customers own fabric, Chairs & More is not responsible for any differences respect the products made with the standard fabrics inthe collection.

18 Should special finishes be required, prices are determined by quantity and the requested finish.

19 The reproduction of colours may differ from reality.

20 All products are deposited and protected by design registration. Chairs & More srl will undertake all the legal initiatives considered necessary or useful for the protection of its intellectual property rights against manufacturing, the sale, the import or the export without the prior written consent of the company.

21 The place of jurisdiction is Udine.

Legenda

PT - Poliuretano TECH® ignifugo classe 2 italiana UNI 9177:2008 Classe inglese BS CRIB 7 (5852:2006). Classe inglese BS CRIB 5. Invecchiamento accelerato con lampada UV ASTM G 154-06 (agenti esterni); Solidità del colore allo strofinio (EN ISO 11640:1998).

PT - Poliuretano TECH® polyurethane in fire resistance british standards BS CRIB 7 (5852:2006). British standard BS CRIB 5. Accelerated ageing with lamp UV ASTM G 154-06 (outdoor agents); Resistance of colour to friction (EN ISO 11640:1998).

PFF - Poliuretano integrale Free Form ignifugo: Classe 1IM italiana, D.M. 26-06-84 art. 3 mod. D.M. 03-09-01. Classe inglese BS CRIB 5. Invecchiamento accelerato con lampada UV ASTM G 154-06 (agenti esterni).

PFF - Free Form integral polyurethane fire retardant: Italian class 1IM UNI 9175 (1987) - UNI 9175/Fa1 (1994). British regulations 1988 n.1324 schedule 1, part 1 and amendment n. 2358 (1989). BS 5852 CRIB 5. French M4. Accelerated ageing with lamp UV ASTM G 154-06 (outdoor agents).

PS - Polyplus soft impermeabile, atossico, igienico, inattacabile dalle muffe, ignifugo classe 1IM italiana, UNI 9175:2010 BS 2852-2:1998.

PS - Polyplus soft waterproof, , igienico, fire retardant: Italian class 1IM UNI 9175:2010. British regulations 1988 n.1324 schedule 1, part 1.

PB - Polymer Baydur® 110 tecnopolimero microcellulare compatto per stampaggio a reazione e iniezione (RIM). Ottima resistenza alle sollecitazioni meccaniche. Autoestinguenta classe V-0

PB - Compart micro-cellular techno-polymer for reaction and injection moulding (RIM). High rigidity and mechanical resistance standard. Certified VO class fire-retardant.

chairs&more

Chairs & More si riserva di apportare, senza preavviso, modifiche nei materiali, nei rivestimenti, nelle finiture e nei disegni dei prodotti presentati in questo catalogo. Le textures ed i colori dei materiali e delle finiture hanno valore indicativo in quanto soggetti alle tolleranze dei processi di stampa.

Se desideri ricevere i campioni di tessuto e finitura, puoi richiederli a questo indirizzo e-mail: info@chairsandmore.it

Chairs & More reserves the right to change, without previous notice, materials, covers, finishes and drawings of the products presented in this catalogue. The textures and colours of materials and finishes are indicative as they are depending on the tolerances of the printing process.

If you wish to receive fabric and finish samples, you can request them at this e-mail address: info@chairsandmore.it

Chairs & More s.r.l.
Via dell'Artigianato, 18
San Giovanni al Natissone,
33048 Udine – Italy
+39 0432 743271

info@chairsandmore.it
chairsandmore.it

Graphic design & layout
Marco Sorrentino
MSstudio.it

Photo still life
Daniele Iodice

Copyright 2024
© Chairs and More s.r.l.
all rights reserved

