



**chairs&
more**

Giovane azienda nata nel 2007 con l'obiettivo di rispondere alle moderne esigenze del mercato contract, **Chairs & More** da subito si propone al mercato internazionale con le sue collezioni dal design estremamente lineare come la poltroncina So Pretty e le sedute in poliuretano Gotham.

L'attenzione per il comfort, la qualità dei materiali e la produzione accurata consentono all'azienda di crescere rapidamente proponendo ogni anno nuove collezioni e ottenendo riscontri da parte del mercato e della stampa internazionale che ne riconoscono la forte personalità e l'impegno costante nella ricerca di nuovi concept di prodotto.

Nel 2014 **Chairs & More** si apre a collaborazioni con giovani designer, nascono così la collezione Churros disegnata da Kazuko Okamoto che interpreta il concetto di modularità di seduta in modo radicale, e, per la prima volta, la collezione Jujube dedicata all'outdoor disegnata da Antonio de Marco e Simone Fanciullacci. Da allora, l'azienda, è continuamente impegnata a sviluppare nuovi prodotti selezionando giovani e talentuosi designer tra cui Tommaso Caldera, con il quale vince il secondo premio Young Design 2017 con la poltroncina Mousse al Salone del Mobile di Milano, e lo studio Pastina di Roma con la nuova collezione Chips. Dalla collaborazione con Roberto Paoli nascono invece le collezioni Babah e Nube, quest'ultima realizzata con un innovativo poliuretano morbido FreeForm.

"Ci rivolgiamo a chi sceglie il design ma non perde di vista la comodità, a chi è attratto dall'originalità ma non vuole l'eccesso, a chi ricerca la qualità e apprezza la disponibilità a collaborare riconoscendo che il servizio è una componente fondamentale di ciò che viene offerto".

Marco Roseano

Young company founded in 2007 to respond to the modern needs of the contract market, **Chairs & More** immediately presents itself to the international market with its linear design collections such as the So Pretty armchair and Gotham chair.

The attention to comfort, the quality of the materials and the careful production allow the company to grow rapidly by offering new collections every year and obtaining feedback from the market and the international press that recognizes their strong personality and constant commitment to search for new product concepts.

In 2014, **Chairs & More** starts the collaboration with young designers; Kazuko Okamoto designs the Churros collection, which interprets the concept of modular seating, Antonio de Marco and Simone Fanciullacci design the Jujube for outdoor use. Since then, the company has been continuously committed to developing new products by selecting young and talented designers like Tommaso Caldera, winning the second award at the Young Design 2017 with the Mousse armchair presented at the Salone del Mobile in Milan, and the Pastina Design Studio with the Chips collection. Roberto Paoli designs the Babah collection, in rigid polyurethane, and the Nube collection, with the seat in innovative FreeForm soft polyurethane.

"We turn to those who choose design but do not lose sight of comfort, to those who are attracted by originality but do not want excess, to those who seek quality and appreciate the willingness to collaborate, recognizing that service is a fundamental component of what is offered".

Marco Roseano

Chairs & More s.r.l.
Via dell'Artigianato, 18
San Giovanni al Natisone,
33048 Udine – Italy
+39 0432 743271

info@chairsandmore.it
chairsandmore.it

**chairs&
more**

Babah
pag. 10



Betibù
pag. 20



Cacao
pag. 24



Chips
pag. 32



Dogo
pag. 44



Flora
pag. 48



Gotham
pag. 52





Mousse
pag. 97



Moyo
pag. 100



Nube
pag. 106



So-Pretty
pag. 114



Tulip
pag. 118



Babah



Babah è una seduta accattivante e piena di personalità. Presenta compostezza di linee, proporzioni e toni che la rendono al tempo stesso classica e innovativa. La sua figura essenziale è ingentilita dal decoro dello schienale, caratterizzato da linee verticali che appaiono come cuciture di una imbottitura morbida, in realtà si tratta di effetti ottenuti dallo stampaggio di poliuretano rigido, ignifugo che mantiene apprezzabili le caratteristiche di facile pulizia, resistenza e leggerezza.

Il risultato è un'estetica che riesce a dosare in modo equilibrato e armonioso lo stile classico retrò con la tecnologia dei nuovi materiali adatti in particolare ad un utilizzo contract. Babah è disponibile sia con base a 4 gambe, facilmente impilabile, sia nella versione a slitta.

Babah is attractive and full of personality. Babah is a collection of chairs characterized by proportions and lines that make it both classic and contemporary. This chair can be placed in multiple environments, heterogeneous in style and purpose. With its slightly 'retro' look, Babah is an timeless essential.

The design is softened by the decorum of the back, characterized by vertical lines that look like seams of a soft padding but are the result of the mold of rigid polyurethane, flame retardant, easy to clean, durable and lightweight. Babah is available with 4 legs, easy to stack, either in a slide.



Scocca bicolore sabbia—fango
Bi-color shell sand—mud




Babah S

Scocca in poliuretano rigido ignifugo. Base in metallo verniciato nero, bianco o cromato.

Rigid polyurethane shell fire retardant. Black, white painted or chrome metal frame.






Width	45 cm – 18 in
Height	80 cm – 31.5 in
Seat height	46.5 cm – 18 in
Depth	40 cm – 16 in
Weight	6.3 kg – 14 lb
Packaging	0.28 m ³
Pieces for box	2
Stackable	x5

Indoor 
 Poliuretano Tech 
 Metal frame 

Babah SG-65






Width	49 cm – 19 in
Height	89 cm – 35 in
Seat height	66 cm – 26 in
Depth	52 cm – 20.5 in
Weight	8 kg – 18 lb
Packaging	0.31 m ³
Pieces for box	1

Indoor 
 Poliuretano Tech 
 Metal frame 

Babah SG-80



Width	49 cm – 19 in
Height	104 cm – 41 in
Seat height	81 cm – 32 in
Depth	50 cm – 20 in
Weight	9 kg – 19 lb
Packaging	0.36 m ³
Pieces for box	1

Indoor 
 Poliuretano Tech 
 Metal frame 


Babah è disponibile nella versione con 4 gambe di metallo cromato o verniciato facilmente impilabile. La scocca si presenta in diverse colorazioni nelle tinte naturali e neutre del moka, grigio, fango, crema, bianco e nero, e in quelle più accese del giallo, cielo e con 3 varianti bicolore tono su tono, chiaro all'interno e scuro all'esterno.

Tutte queste nuances in gradazione creano particolari effetti cromatici di dinamismo e armonia sia nella disposizione in gruppo che nell'allocazione impilabile delle sedute.

Babah shell comes in different colors of natural and neutral shades like moka, gray, mud, cream, black, white or in bright colors like yellow, sky-blue, and also with bicolor tonal variations, light inside and dark outside.

All these nuances create special color effects of dynamism and harmony, particularly with the neutral colors, both when the chairs are placed in group or stacked.

Metal base Finishes






Babah SL

Scocca in poliuretano rigido ignifugo. Base in metallo verniciato nero, bianco, grigio o cromato.

Rigid polyurethane shell fire retardant. Black, white or chrome metal frame.






Width	45 cm – 18 in
Height	79 cm – 31.5 in
Seat height	45 cm – 18 in
Depth	40 cm – 16 in
Weight	7.1 kg – 15.5 lb
Packaging	0.24 m ³
Pieces for box	1

Indoor 
 Poliuretano Tech 
 Metal frame 

Babah SL SG-65



Width	48 cm – 19 in
Height	89 cm – 35 in
Seat height	65 cm – 25.5 in
Depth	48 cm – 19 in
Weight	7 kg – 16 lb
Packaging	0.31 m ³
Pieces for box	1

Indoor 
 Poliuretano Tech 
 Metal frame 

Babah SL SG-80



Width	48 cm – 19 in
Height	106 cm – 42 in
Seat height	82 cm – 32 in
Depth	52 cm – 20 in
Weight	7.3 kg – 16 lb
Packaging	0.36 m ³
Pieces for box	1

Indoor 
 Poliuretano Tech 
 Metal frame 

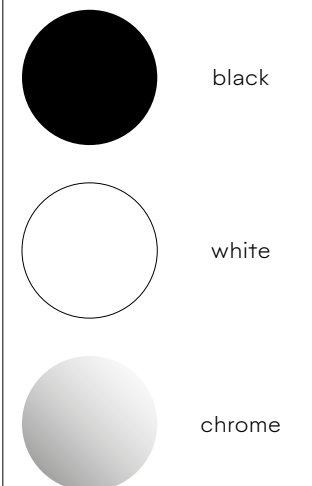
Le sedute Babah sono disponibili anche con la base a slitta in tondino di metallo verniciato bianco, nero o cromato.

L'ampia gamma di varianti rendono questa collezione estremamente eclettica. Dalle zone ricettive, come ristoranti e bar, agli ambienti collettivi e uffici, la Babah è in grado di ambientarsi con estrema disinvoltura in ogni contesto merito anche delle misure contenute, della sua linea composta e sobria e della robusta struttura in poliuretano rigido, resistente ed ergonomica.

Babah is also available with metal sled base, black and white powder coated, or chrome.

The wide range of variants makes Babah a very eclectic collection. From recreation areas, such as restaurants and bars, to the public and office environments, Babah chair can easily fit into any different environment thanks to its compact sizes, to its elegant shape and its strong shell made of rigid Polyurethane Tech, durable and ergonomic.

Metal base Finishes





Babah S impilabile,
fino a 5 pezzi.

Babah S is stackable
up to 5 pieces.

Babah S





Babah W

Scocca in poliuretano rigido ignifugo. Base in faggio naturale o laccato nero o bianco.

Rigid polyurethane shell fire retardant. Base in natural or lacquered beech black or white.



Width	45 cm – 18 in
Height	79 cm – 31 in
Seat height	46 cm – 18 in
Depth	53 cm – 21 in
Weight	7 kg – 15 lb
Packaging	0,24 m ³
Pieces for box	1

Indoor

Poliuretano Tech

Faggio - Beech



Babah W SG-65



Width	41,5 cm – 16 in
Height	89 cm – 35 in
Seat height	65 cm – 25,5 in
Depth	48 cm – 19 in
Weight	7 kg – 15 lb
Packaging	0,26 m ³
Pieces for box	1

Indoor

Poliuretano Tech

Faggio - Beech



Babah W SG-80



Width	41,5 cm – 16 in
Height	102 cm – 40 in
Seat height	80 cm – 31 in
Depth	50 cm – 20 in
Weight	7,8 kg – 17 lb
Packaging	0,29 m ³
Pieces for box	1

Indoor

Poliuretano Tech

Faggio - Beech



La collezione Babah presenta anche una linea di sedute e sgabelli realizzati con una originale base in essenza di faggio naturale o laccato opaco. Si tratta di una variante che integra le gambe in massello tornito con una struttura in tondino di metallo dal design estremamente leggero e contemporaneo.

L'effetto è una composizione molto accattivante resa dall'accostamento di differenti elementi materici e cromatici che permettono alla seduta di trovare collocazione anche in contesti residenziali, oltre che in differenti ambiti contract.

The Babah collection also offers a range of chairs and stools realized with an original base in natural or matt lacquered beech wood. Integrating a solid turned wooden legs with a metal rod frame, this version is characterized by a light and contemporary design.

The result is an attractive composition through the combination of different materials and color elements allowing the Babah to be easily placed in residential areas or public spaces.





Babah Finishes

Colors and metal frames
Pag. 127



Babah S base in metallo cromato e scocca bicolore grigio chiaro/antracite.
Babah S chrome metal base with bi-color shell light grey/anthracite.

Betibù



Betibù MP

Poltroncina con base in metallo verniciato nero.

Armchair with black painted metal frame.



Width	58 cm – 23 in
Height	83 cm – 32 in
Seat height	48 cm – 19 in
Armrest height	65 cm – 25.5 in
Depth	57 cm – 22 in
Weight	8 kg – 18 lb
Packaging	0.29 m ³
Pieces for box	1

Indoor

Metal frame

Fabric



Betibù SL-P

Poltroncina con base a slitta in metallo verniciato nero.

Armchair with black painted sled metal frame.



Width	58 cm – 23 in
Height	83 cm – 32 in
Seat height	48 cm – 19 in
Armrest height	65 cm – 25.5 in
Depth	57 cm – 22 in
Weight	9 kg – 20 lb
Packaging	0.29 m ³
Pieces for box	1

Indoor

Metal frame

Fabric



Betibù SP

Poltroncina con base in legno di faggio verniciato o laccato opaco nero o bianco.

Armchair with polished or matt lacquered black or white beech wood base.



Width	58 cm – 23 in
Height	83 cm – 32 in
Seat height	48 cm – 19 in
Armrest height	65 cm – 25.5 in
Depth	57 cm – 22 in
Weight	8 kg – 18 lb
Packaging	0.29 m ³
Pieces for box	1

Indoor

Faggio - Beech

Fabric




Betibù è una poltroncina dalle forme sinuose e accoglienti con uno stile ironico e allo stesso tempo romantico capace di integrarsi in modo disinvolto sia negli ambienti residenziali che negli spazi contract.

Le impunture sia sulla seduta che sullo schienale, caratterizzano questa collezione, dove la comoda scocca è imbottita in poliuretano espanso. Un'ulteriore possibilità di personalizzazione è data dalle basi in legno o tondino di metallo e a slitta.




Betibù collection is a versatile range of seating with a sinuous and comfortable shape. With its casual style, this collection is indicated both for domestic and contract spaces.

The stitchings on the seat and back, provide character to this collection, and the comfortable shell is padded with polyurethane foam.

Metal base Finishes



black



Betibù Finishes

Fabric cat. A/B/C/D - C.O.M.
Pag. 133



Tessuto Angel colore 57 cat. A.
Fabric Angel color 57 cat. A.

Cacao



Cacao L

Struttura in legno di frassino verniciato o laccato opaco. Sedile in legno.

Polished or matt lacquered ash wood frame. Wooden seat.



Width	48 cm – 19 in
Height	79 cm – 31 in
Seat height	46 cm – 18 in
Depth	57 cm – 22 in
Weight	6 kg – 13 lb
Packaging	0.36 m ³
Pieces for box	2

Indoor
Frassino - Ash



Cacao L-P

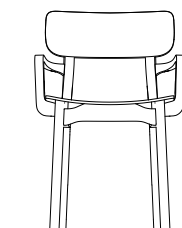
Struttura in legno di frassino verniciato o laccato opaco. Sedile e braccioli in legno.

Polished or matt lacquered ash wood frame. Wooden seat and armrest.



Width	58 cm – 23 in
Height	79 cm – 31 in
Seat height	46 cm – 18 in
Armrest height	63 cm – 25 in
Depth	57 cm – 22 in
Weight	7.5 kg – 16.5 lb
Packaging	0.29 m ³
Pieces for box	1

Indoor
Frassino - Ash



Un sapore vagamente retrò caratterizza la collezione Cacao, una famiglia completa di sedia, sgabelli e poltroncina in frassino con seduta in multistrato.

Ogni variante esprime uno stile informale ma di tendenza ideale per gli ambienti moderni e per coloro che desiderano con questi arredi evocare uno stile tradizionale sia in contesti residenziali sia in ambiti contract come ristoranti, alberghi, bar. Le finiture sono naturale o tinto noce: per le lacche opache sono disponibili le tinte nero, bianco, giallo intenso "segnale" e grigio "traffico".

A retro style characterizes the Cacao collection which consists of a chair, stool and armchair.

The mix of materials and design make this collection ideal for contract environments, as well as domestic ones. Cacao is also available with the ash frame in a choice of finishes: natural or walnut stained, or matt lacquered black, white, "signal" intense yellow or "traffic" grey.



Cacao L



Cacao L SG-65

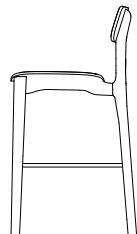
Struttura in legno di frassino verniciato o laccato opaco. Sedile in legno.

Polished or matt lacquered ash wood frame. Wooden seat.



Width	44 cm – 17 in
Height	95 cm – 37 in
Seat height	65 cm – 25.5 in
Depth	55 cm – 21.6 in
Weight	6.5 kg – 13 lb
Packaging	0.27 m ³
Pieces for box	1

Indoor
Frassino - Ash



Cacao L SG-80


Struttura in legno di frassino verniciato o laccato opaco. Sedile in legno.

Polished or matt lacquered ash wood frame. Wooden seat.




Width	44 cm – 17 in
Height	110 cm – 43 in
Seat height	80 cm – 31.5 in
Depth	55 cm – 21.6 in
Weight	7.5 kg – 16.5 lb
Packaging	0.30 m ³
Pieces for box	1

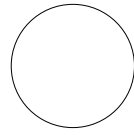
Indoor
Frassino - Ash



Finishes




black



white



grey



yellow



natural
ash



walnut
polished ash



Cacao L SG



Chips



Allegra e contemporanea, la collezione Chips cattura da subito il nostro sguardo e comunica in modo deciso il suo stile giovane e disinvolto. Una collezione di sedute e sgabelli in cui lo schienale è senz'altro l'elemento iconico più evidente e significativo che identifica l'intera collezione. La forma stondata, ampia e generosa sembra travalicare i suoi consueti limiti funzionali espandendosi oltre la base del sedile e andando a ridefinire il proprio spazio in modo nuovo per creare un design originale e accattivante.

Il risultato è una seduta che gioca su un doppio contrasto di volumi, quello orizzontale predominante dello schienale, e quello verticale sottostante delle basi. Le gambe della seduta sono infatti molto slanciate e lineari soprattutto nella versione a slitta in metallo oltre che in quella in faggio. La linearità verticale delle basi, in dialogo con la forma allungata dello schienale, è ancora più evidente negli sgabelli a doppia altezza.

Sleek and slick, the Chips collection is a true eye-catcher, with its unmistakably upbeat, trendy style. A set of chairs and stools, the back of which is without doubt their most iconic and characterising feature. With its ample curves and generous size, it almost seems to transcend the limits of mere functionality, and by extending beyond the seat, it redefines its space in novel ways, giving rise to an original and captivating creation.

This is a design that plays with a double contrast of volumes, the horizontal one dominated by the back, and the upright one, stretching out beneath the seat. The legs are sleek and slender, most notably in the models endowed with either a metal sled base or beech legs. The vertical linearity of the bases, complemented by the elongated shape of the back, is particularly evident in the double-height stools of this collection.



Chips M imbottita con velluto Aida col. 712 cat. C.
Chips M upholstered with Aida velvet col. 712 cat. C.

Chips M


Struttura in multistrato con rivestimento in tessuto e base in metallo verniciato.

Upholstered ply wood shell and painted metal frame.



Width	58 cm – 23 in
Height	79 cm – 31 in
Seat height	46 cm – 18 in
Depth	57 cm – 22 in
Weight	8 kg – 17.5 lb
Packaging	0.29 m ³
Pieces for box	1

Indoor	
Metal frame	
Fabric	

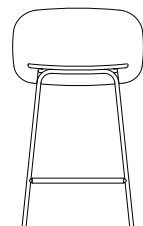


Chips M SG-65



Width	54 cm – 21 in
Height	86 cm – 34 in
Seat height	67 cm – 26 in
Depth	51 cm – 20 in
Weight	7.5 kg – 16.5 lb
Packaging	0.31 m ³
Pieces for box	1

Indoor	
Metal frame	
Fabric	




Chips M SG-80




Width	54 cm – 21 in
Height	102 cm – 40 in
Seat height	82 cm – 32 in
Depth	51 cm – 20 in
Weight	8 kg – 17 lb
Packaging	0.36 m ³
Pieces for box	1

Indoor	
Metal frame	
Fabric	



Metal base Finishes



Chips SL


Struttura in multistrato con rivestimento in tessuto e base a slitta in metallo verniciato nero.

Upholstered ply wood shell and black painted sled metal frame.



Width	58 cm – 23 in
Height	78 cm – 31 in
Seat height	47 cm – 18.5 in
Depth	59 cm – 23 in
Weight	9 kg – 20 lb
Packaging	0.28 m ³
Pieces for box	1

Indoor	
Metal frame	
Fabric	




Chips SL SG-65



Width	54 cm – 21 in
Height	87 cm – 34 in
Seat height	65 cm – 25.5 in
Depth	53 cm – 21 in
Weight	8 kg – 18 lb
Packaging	0.31 m ³
Pieces for box	1

Indoor	
Metal frame	
Fabric	

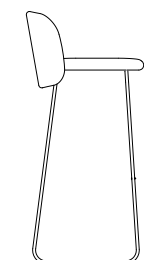


Chips SL SG-80



Width	54 cm – 21 in
Height	102 cm – 40 in
Seat height	82 cm – 32 in
Depth	53 cm – 21 in
Weight	9 kg – 20 lb
Packaging	0.36 m ³
Pieces for box	1

Indoor	
Metal frame	
Fabric	



La collezione Chips prevede la variante SL con base a slitta in tondino di metallo nero opaco.

La scocca è realizzata in multistrato di faggio e rivestita con tessuti in simil-pelle o velluto disponibili in un'ampia scelta di tonalità contemporanee oltre che in tessuti acrilici lavorati con nuovi effetti melange tono su tono.

Tutti i rivestimenti sono ignifughi e facilmente pulibili. La collezione Chips SL oltre alla sedia prevede anche gli sgabelli con altezze rispettivamente di 65 cm e 80 cm.

The Chips collection includes the SL variant featuring a matt black metal sled base.


The chairs have a multilayer beech frame, upholstered with faux leathers and velvets available in a wide range of fashionable hues, as well as acrylic melange fabrics conveying a trendy, ton sur ton look.

All materials are fire retardant and easy to clean.

As well as the chairs, the Chips SL collection also includes 65 cm and 80 cm high stools.

Metal base Finishes








Chips S


Scocca in multistrato con rivestimento in tessuto e base in legno di faggio verniciato o laccato opaco.

Upholstered ply wood shell and polished or matt lacquered beech wood base.



Width	59 cm – 23 in
Height	78 cm – 30 in
Seat height	46 cm – 18 in
Depth	59 cm – 23 in
Weight	8.4 kg – 18.5 lb
Packaging	0.28 m ³
Pieces for box	1




Indoor 
 Faggio - Beech 
 Fabric 




Chips SG-65



Width	54 cm – 21 in
Height	85 cm – 33 in
Seat height	65 cm – 25.5 in
Depth	53 cm – 21 in
Weight	7.8 kg – 17 lb
Packaging	0.30 m ³
Pieces for box	1




Indoor 
 Faggio - Beech 
 Fabric 

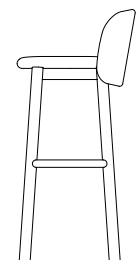


Chips SG-80



Width	54 cm – 21 in
Height	98 cm – 38.5 in
Seat height	77 cm – 30 in
Depth	53 cm – 21 in
Weight	8.3 kg – 18 lb
Packaging	0.36 m ³
Pieces for box	1

Indoor 
 Faggio - Beech 
 Fabric 




La collezione Chips prevede anche la versione con la base in legno di faggio massello per uno stile di seduta più classico e naturale. L'essenza è disponibile sia con finitura verniciata che laccata opaca nella tinta del nero.

Le varianti, anche in questo caso, sono tre e prevedono la seduta con altezza regolare di 46 cm e gli sgabelli adatti sia a banchi da cucina, e quindi con altezza 65 cm, che da bar con altezza 80 cm.

The Chips collection also includes the version with a solid beech wood base for a more classic and natural style. Beech wood is available in both polished or matt lacquered finishes.

Also in this case there are three variants and they include a seat with a regular height of 46 cm and stools suitable both for kitchen counters, and therefore with a height of 65 cm, and for bars with a height of 80 cm.

Wood base Finishes



Chips S imbottita con tessuto Opera col. 600 cat. C base in faggio naturale.

Chips S upholstered with fabric Opera col. 600 cat. C natural beech wood base.



Chips Finishes

Fabric cat. A/B/C/D - C.O.M.
Pag. 133



Chips S imbottita con velluto Aida col. 703 cat. C base in metallo ottone satinato.
Chips S upholstered with Aida velvet col. 703 cat. C satin brass base.

Dogo



Dogo S

Scocca in poliuretano ignifugo a iniezione e base in metallo verniciato.

Injection-molded flame retardant polyurethane shell and painted metal frame.



Width	51 cm – 20 in
Height	77 cm – 30 in
Seat height	46 cm – 18 in
Depth	54 cm – 21 in
Weight	6 kg – 13 lb
Packaging	0.28 m ³
Pieces for box	2
Stackable	x 5

Indoor

Polymer Baydur® 110

Metal frame



Dogo P



Width	58 cm – 23 in
Height	77 cm – 30 in
Seat height	46 cm – 18 in
Armrest height	65 cm – 25.5 in
Depth	54 cm – 21 in
Weight	7 kg – 15 lb
Packaging	0.36 m ³
Pieces for box	2
Stackable	x 5

Indoor

Polymer Baydur® 110

Metal frame




Dogo è una collezione di sedie impilabili realizzate in poliuretano rigido il cui design asciutto e deciso cela dietro una silhouette leggera una seduta di grande robustezza, che fa dell'essenzialità la propria cifra stilistica. Un dettaglio cattura lo sguardo: le gambe sottili della base che si innestano direttamente sulla scocca, lasciandola come sospesa.


Disponibile con o senza braccioli, Dogo viene presentata in due colori: antracite e bianco.

Dogo is a collection of stackable chairs made in rigid polyurethane with an essential design that hides a very strong seat behind a light silhouette, which makes essentiality its stylistic signature. A detail catches the eye: the slender legs of the base that engage directly on the shell, leaving it as if suspended.


With or without armrests, Dogo is available in two colors: anthracite and white.



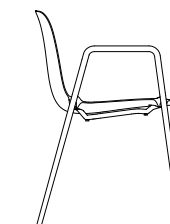
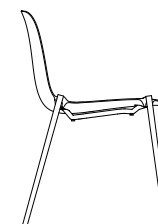
Finishes



anthracite



white





Dogo impilabile,
fino a 5 pezzi.

Dogo is stackable
up to 5 pieces.

Dogo S



Flora



Flora

Scocca in poliuretano ignifugo schiumato a freddo completamente rivestito. Base in metallo verniciato antracite o sabbia.

Fire retardant cold-cure polyurethane shell, fully upholstered. Anthracite or sand powder coated steel frame.

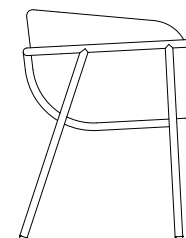


Width	57 cm – 22 in
Height	76 cm – 30 in
Seat height	46 cm – 18 in
Depth	59 cm – 23 in
Weight	12,5 kg – 27,5 lb
Packaging	0,37 m ³
Pieces for box	1


Indoor

Metal frame

Fabric



Metal base Finishes



satin
anthracite




satin
sand

Flora è una poltroncina avvolgente e compatta, composta da una struttura in tubolare di metallo che abbraccia una scocca in poliuretano, rivestita in tessuto ignifugo. Flora si basa su volumi piani e regolari, smussati da curve leggere che ingentiliscono l'aspetto della seduta rendendola accogliente e confortevole.

Un prodotto dinamico, la cui originalità si esprime al meglio nell'armonia tridimensionale delle linee che lo compongono e che ne rendono l'aspetto interessante da ogni punto di vista.

Flora is a cozy and compact armchair, composed of a tubular metal frame that embraces a polyurethane shell, covered in fireproof fabric. Flora is based on flat and regular volumes, smoothed by light curves which soften the appearance of the seat making it welcoming and comfortable.

A dynamic product, whose originality is best expressed in the three-dimensional harmony of the lines that compose it and that make it look interesting from every point of view.



Flora Finishes

Fabric cat. A/B/C/D - C.O.M.
Pag. 133



Flora imbottita con tessuto Galaxy col. 22 cat. D base in metallo colore antracite.
Flora upholstered with fabric Galaxy col. 22 cat. D anthracite painted metal base.

Gotham



Gotham può sembrare una goccia, una fenditura lineare e slanciata, un taglio per la presa e l'ancoraggio oppure uno spiraglio da cui è possibile osservare attraverso. Gotham è nata così con quel suo segno grafico distinto e ben riconoscibile che nelle diverse versioni, ha assunto significati e funzioni diverse, rafforzano la sua identità senza mai apparire invadente.

Nata nel 2010 dall'idea di Dario Delpin, questa seduta ha dimostrato di saper attraversare le mode del momento presentandosi di fatto sempre attuale senza mai tradire le proprie caratteristiche distintive: la delicata curva della sua sagoma, il segno grafico aggraziato e gentile e la sensazione avvolgente e accogliente della seduta. Concetti così semplici eppure non scontati che rendono questo elemento d'arredo originale pur essendo estremamente lineare, passepertout per diverse collocazioni e adatto ad ogni destinazione d'uso.

Gotham It may look like a raindrop, a slender linear cut, an opening for gripping and for anchoring or even a window from which you can look through. Gotham was born like this, with this distinct and recognizable graphic detail which, in different versions, takes on different meanings and functions, strengthening its identity without ever appearing excessive.

Created in 2010 from an idea of Dario Delpin, it has proven to be able to stand strong against passing fashions by being always modern without ever betraying its distinctive features: the delicate curve of its silhouette, its graceful graphic detail and the feeling of snugness and coziness of the seat itself. Simple concepts, but never conventional, which make this piece of furniture completely original notwithstanding its extreme linearity, and make it suitable for any setting and for every purpose.






Gotham S

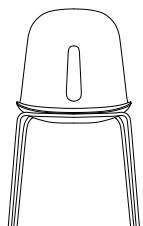
Scocca in poliuretano rigido ignifugo. Base in metallo cromato o verniciato nero.

Rigid polyurethane shell fire retardant. Chrome or black steel frame.






Width	51 cm – 20 in
Height	80 cm – 31 in
Seat height	44 cm – 17 in
Depth	53 cm – 21 in
Weight	4.5 kg – 10 lb
Packaging	0.34 m ³
Pieces for box	2
Stackable	x 5

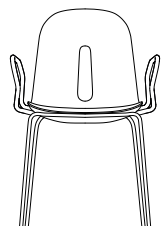
Indoor 
 Poliuretano Tech 
 Metal frame 



Gotham P




Width	58 cm – 23 in
Height	80 cm – 31 in
Seat height	44 cm – 17 in
Armrest height	65 cm – 25.5 in
Depth	53 cm – 21 in
Weight	7 kg – 15 lb
Packaging	0.38 m ³
Pieces for box	2
Stackable	x 5

Indoor 
 Poliuretano Tech 
 Metal frame 



Gotham SG-65




Width	41 cm – 16 in
Height	94 cm – 37 in
Seat height	65 cm – 25.5 in
Depth	53 cm – 21 in
Weight	5.5 kg – 12 lb
Packaging	0.26 m ³
Pieces for box	1


Indoor 
 Poliuretano Tech 
 Metal frame 



Gotham SG-80

Width	41 cm – 16 in
Height	109 cm – 43 in
Seat height	80 cm – 31.5 in
Depth	54 cm – 21 in
Weight	6 kg – 13 lb
Packaging	0.29 m ³
Pieces for box	1

Indoor 
 Poliuretano Tech 
 Metal frame 





Gotham SL scocca bianca con base a slitta in metallo verniciato bianco.
Gotham SL white shell with white painted sled metal frame.

Gotham SL

Scocca in poliuretano rigido ignifugo. Fusto in metallo cromato, verniciato bianco o nero.

Rigid polyurethane shell fire retardant. Chrome, white or black steel frame.

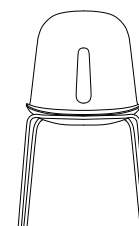


Width	48 cm – 19 in
Height	80 cm – 31.5 in
Seat height	44 cm – 17 in
Depth	54 cm – 21 in
Weight	5.3 kg – 12 lb
Packaging	0.24 m ³
Pieces for box	1

Indoor

Poliuretano Tech

Metal frame



Gotham SL SG-65




Width	50 cm – 20 in
Height	96 cm – 38 in
Seat height	65 cm – 25.5 in
Depth	53 cm – 21 in
Weight	6.5 kg – 14 lb
Packaging	0.32 m ³
Pieces for box	1

Indoor

Poliuretano Tech

Metal frame



Gotham SL SG-80




Width	53 cm – 21 in
Height	110 cm – 43 in
Seat height	80 cm – 31.5 in
Depth	53 cm – 21 in
Weight	7 kg – 15 lb
Packaging	0.36 m ³
Pieces for box	1

Indoor

Poliuretano Tech

Metal frame




La collezione Gotham Sled si distingue per la base a slitta in metallo cromato o verniciato bianco o nero.

Questa variante contribuisce a slanciare il design del modello offrendo un'ottima stabilità di seduta.

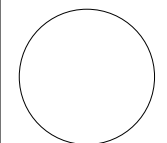
The Gotham Sled collection stands out for its metal sled base, which can be either chromed or painted white or black.

This variant contributes to giving slenderness to the design of the model, while offering excellent seat stability.

Metal base Finishes



black



white



chrome

Gotham






Gotham SLI

Scocca in poliuretano rigido ignifugo. Base in metallo cromato o verniciato nero.

Rigid polyurethane shell fire retardant. Chrome or black steel frame.



Width	48 cm – 19 in
Height	80 cm – 31.5 in
Seat height	44 cm – 17 in
Depth	54 cm – 21 in
Weight	5.3 kg – 12 lb
Packaging	0.24 m ³
Pieces for box	1


Indoor 
 Metal frame 
 Fabric 

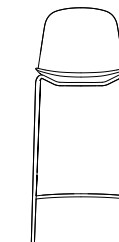


Gotham SLI SG-65



Width	50 cm – 20 in
Height	96 cm – 38 in
Seat height	65 cm – 25.5 in
Depth	53 cm – 21 in
Weight	6.5 kg – 14 lb
Packaging	0.32 m ³
Pieces for box	1




Indoor 
 Metal frame 
 Fabric 




Gotham SLI SG-80



Width	53 cm – 21 in
Height	110 cm – 43 in
Seat height	80 cm – 31.5 in
Depth	53 cm – 21 in
Weight	7 kg – 15 lb
Packaging	0.36 m ³
Pieces for box	1

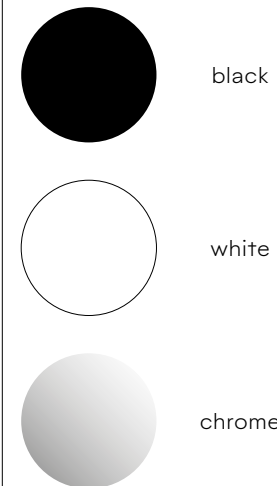
Indoor 
 Metal frame 
 Fabric 



Altra caratteristica è la possibilità di rivestire la scocca con tessuti ignifughi o eco-pelle. In questo caso l'imbottitura accresce il comfort della seduta offrendo, anche, un'ulteriore possibilità di customizzazione del prodotto.

Another feature is the ability to cover the shell with flame-retardant fabrics or eco-leather. In this case the padding helps to increase the comfort of the seat while providing an additional possibility of customizing the product.

Metal base Finishes



Gotham SLI scocca imbottita con tessuto Blazer CUZ1E cat. D base a slitta in metallo verniciato nero.

Gotham SLI upholstered shell with fabric Blazer CUZ1E cat. D black painted sled metal frame.

Gotham W

Base in legno di faggio verniciato oppure laccato bianco o nero, scocca in poliuretano rigido Tech.

Polished or matt lacquered beech wood base, rigid polyurethane Tech shell.



Width	43 cm – 17 in
Height	82 cm – 32 in
Seat height	43 cm – 17 in
Depth	53 cm – 21 in
Weight	5 kg – 11 lb
Packaging	0.24 m ³
Pieces for box	1

Indoor



Poliuretano Tech

Faggio - Beech



Gotham W SG-65




Width	51 cm – 20 in
Height	98 cm – 38.5 in
Seat height	65 cm – 25.5 in
Depth	51 cm – 20 in
Weight	6.5 kg – 14 lb
Packaging	0.32 m ³
Pieces for box	1

Indoor



Poliuretano Tech

Faggio - Beech



Gotham W SG-80




Width	55 cm – 22 in
Height	111 cm – 44 in
Seat height	80 cm – 31.5 in
Depth	53 cm – 21 in
Weight	7.5 kg – 16.5 lb
Packaging	0.36 m ³
Pieces for box	1

Indoor



Poliuretano Tech

Faggio - Beech



La collezione Gotham W si presenta con la base in legno di faggio verniciato naturale, noce, moka oppure laccato nero o bianco. Le finiture, in tutti i casi, sono disponibili nella variante opaca, estremamente calda e naturale.

L'abbinamento del poliuretano con il legno della base rende la seduta adatta ad ambienti intimi, come interni domestici o ristoranti che vogliono offrire un'atmosfera calda e accogliente. La scocca in Tech® garantisce una elevata praticità d'uso essendo molto resistente ai graffi, all'usura e facilmente pulibile.

The Gotham W collection has a base in beech wood varnished natural, walnut or moka, or lacquered black or white. Finishes, in all cases, come in matte, which looks extremely warm and natural.

The combination of polyurethane with the wood of the base makes these seats suitable even for intimate ambiances, such as home interiors or restaurants that want to offer a warm and welcoming atmosphere. The seat's body in Tech® is extremely user-friendly being very resistant to scratches and wear, and easy to clean.

Gotham WS

Base in legno di faggio verniciato oppure laccato bianco o nero, scocca imbottita in tessuto oppure ecopelle.

Polished or matt lacquered beech wood base, upholstered shell with fabric or faux leather



Width	43 cm – 17 in
Height	82 cm – 32 in
Seat height	43 cm – 17 in
Depth	53 cm – 21 in
Weight	5 kg – 11 lb
Packaging	0.24 m ³
Pieces for box	1

Indoor



Fabric

Faggio - Beech



Gotham WS SG-65



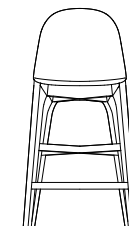
Width	51 cm – 20 in
Height	98 cm – 38.5 in
Seat height	65 cm – 25.5 in
Depth	51 cm – 20 in
Weight	6.5 kg – 14 lb
Packaging	0.32 m ³
Pieces for box	1

Indoor



Fabric

Faggio - Beech



Gotham WS SG-80



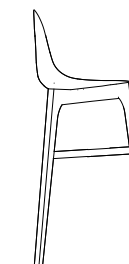
Width	55 cm – 22 in
Height	111 cm – 44 in
Seat height	80 cm – 31.5 in
Depth	53 cm – 21 in
Weight	7.5 kg – 16.5 lb
Packaging	0.36 m ³
Pieces for box	1

Indoor



Fabric

Faggio - Beech



Le scocche delle sedute sono proposte sia in poliuretano che in versione imbottita con rivestimento in tessuto o ecopelle.

Anche in questo caso la collezione prevede gli sgabelli a doppia altezza di 65 e 80 cm.

The shell is available both in polyurethane and in the upholstered version with fabric or eco-leather.

In this case as well, the collection includes stools of two possible heights, 65 and 80 cm.

Gotham WS



Gotham Finishes

Fabric cat. A/B/C/D - C.O.M.
Pag. 129 - 133



Gotham W base in faggio naturale scocca in poliuretano bianco.
Gotham W natural beech wood base white polyurethane shell.

Gotham Woody




Gotham Woody Sled è una elegante collezione di sedute, sgabelli e lounge con scocca in noce e base a slitta in metallo verniciato nero. Questa famiglia di varianti molto articolata, interpreta la scocca in chiave contemporanea accostando il pregio dell'essenza noce alle linee disinvolte e leggere del metallo.

Arricchiscono ulteriormente l'intera gamma le versioni imbottite, realizzate con dettagli molto particolari. Il tessuto infatti, non solo impreziosisce e rende morbida la seduta, ma evidenzia il profilo stesso della scocca, sottolineando, con un sottile bordo in rilievo, il caratteristico dettaglio a goccia della Gotham.

Gotham Woody Sled is an elegant collection of chairs, stools and lounge chairs with a walnut shell and a black painted metal sled base. This highly articulated family of variants interprets the wooden shell in a contemporary way by combining the excellence of the walnut wood with the light and casual lines of the metal.

The full range is further enriched by the upholstered variants, made with very exclusive details. The fabric not only enriches and softens the seat, but also highlights the whole profile, emphasizing, with a thin embossed edge, Gotham's characteristic raindrop detail.



Gotham Woody SL


Base a slitta in metallo verniciato nero, scocca in noce naturale.

Black painted sled metal base natural polished walnut shell.



Width	44 cm – 17 in
Height	83 cm – 33 in
Seat height	47 cm – 18.5 in
Depth	53 cm – 21 in
Weight	4.5 kg – 10 lb
Packaging	0.24 m ³
Pieces for box	1

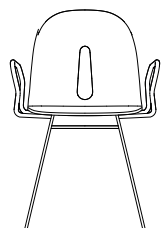
- Indoor
- Noce - Walnut
- Metal frame



Gotham Woody SL-P

Width	52 cm – 21 in
Height	83 cm – 33 in
Seat height	47 cm – 18.5 in
Armrest height	64 cm – 25 in
Depth	53 cm – 21 in
Weight	7 kg – 15 lb
Packaging	0.28 m ³
Pieces for box	1

- Indoor
- Noce - Walnut
- Metal frame



Gotham Woody SL SG-65

Width	41.5 cm – 16 in
Height	96 cm – 38 in
Seat height	67 cm – 26 in
Depth	50 cm – 20 in
Weight	5.5 kg – 21 lb
Packaging	0.26 m ³
Pieces for box	1

- Indoor
- Noce - Walnut
- Metal frame



Gotham Woody SL SG-80

Width	41.5 cm – 16 in
Height	110 cm – 43 in
Seat height	82 cm – 32 in
Depth	54 cm – 21 in
Weight	6 kg – 13 lb
Packaging	0.29 m ³
Pieces for box	1

- Indoor
- Noce - Walnut
- Metal frame



Gotham Woody SL-I

Base a slitta in metallo verniciato nero, scocca in noce naturale imbottita in tessuto.

Black painted sled metal base natural polished walnut shell upholstered with fabric.



Width	44 cm – 17 in
Height	83 cm – 33 in
Seat height	47 cm – 18.5 in
Depth	53 cm – 21 in
Weight	4.5 kg – 10 lb
Packaging	0.24 m ³
Pieces for box	1


- Indoor
- Noce - Walnut
- Fabric
- Metal frame



Gotham Woody SL-P-I

Width	52 cm – 21 in
Height	83 cm – 33 in
Seat height	47 cm – 18.5 in
Armrest height	64 cm – 25 in
Depth	53 cm – 21 in
Weight	7 kg – 15 lb
Packaging	0.28 m ³
Pieces for box	1


- Indoor
- Noce - Walnut
- Fabric
- Metal frame



Gotham Woody SL SG-65-I

Width	41.5 cm – 16 in
Height	96 cm – 38 in
Seat height	67 cm – 26 in
Depth	50 cm – 20 in
Weight	5.5 kg – 21 lb
Packaging	0.26 m ³
Pieces for box	1

- Indoor
- Noce - Walnut
- Fabric
- Metal frame



Gotham Woody SL SG-80-I

Width	41.5 cm – 16 in
Height	110 cm – 43 in
Seat height	82 cm – 32 in
Depth	54 cm – 21 in
Weight	6 kg – 13 lb
Packaging	0.29 m ³
Pieces for box	1

- Indoor
- Noce - Walnut
- Fabric
- Metal frame





Scocca in noce naturale imbottita in tessuto Opera col. 600 cat. C.

Natural polished walnut shell upholstered with fabric Opera col. 600 cat. C.

Gotham Woody Lounge

Base a slitta in metallo verniciato nero, scocca in noce naturale imbottita con tessuto.

Black painted sled metal base, natural polished walnut shell upholstered with fabric.



Width	65 cm – 25.5 in
Height	72 cm – 28 in
Seat height	40 cm – 16 in
Depth	66 cm – 26 in
Weight	9 kg – 20 lb
Packaging	0.34 m ³
Pieces for box	1

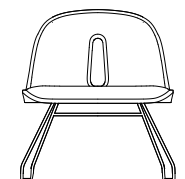
Indoor



Outdoor



Metal frame




Gotham Woody S

Base e scocca in frassino naturale oppure laccato opaco.

Natural or matt lacquered ash wood frame and shell.



Width	44 cm – 17 in
Height	83 cm – 33 in
Seat height	46 cm – 18 in
Depth	50 cm – 20 in
Weight	4.5 kg – 10 lb
Packaging	0.24 m ³
Pieces for box	1



Indoor 
Frassino - Ash wood 



Gotham Woody SG-65



Width	41,5 cm – 16 in
Height	95 cm – 37,5 in
Seat height	65 cm – 25,5 in
Depth	52 cm – 20,5 in
Weight	5.5 kg – 21 lb
Packaging	0.26 m ³
Pieces for box	1

Indoor 
Frassino - Ash wood 




Gotham Woody SG-80



Width	41,5 cm – 16 in
Height	110 cm – 43 in
Seat height	80 cm – 31,5 in
Depth	54 cm – 21 in
Weight	6 kg – 13 lb
Packaging	0.29 m ³
Pieces for box	1

Indoor 
Frassino - Ash wood 






La collezione Gotham Woody è realizzata interamente in essenza di frassino, con la scocca in multistrato e la base in massello.


The Gotham Woody collection is entirely made of ash, with a veneered shell and a solid wood base.

Gotham Woody S-I



Width	44 cm – 17 in
Height	83 cm – 33 in
Seat height	46 cm – 18 in
Depth	50 cm – 20 in
Weight	4.5 kg – 10 lb
Packaging	0.24 m ³
Pieces for box	1




Indoor 
Frassino - Ash wood 
Fabric 




Gotham Woody SG-65-I



Width	41,5 cm – 16 in
Height	95 cm – 37,5 in
Seat height	65 cm – 25,5 in
Depth	52 cm – 20,5 in
Weight	5.5 kg – 21 lb
Packaging	0.26 m ³
Pieces for box	1




Indoor 
Frassino - Ash wood 
Fabric 



Gotham Woody SG-80-I



Width	41,5 cm – 16 in
Height	110 cm – 43 in
Seat height	80 cm – 31,5 in
Depth	54 cm – 21 in
Weight	6 kg – 13 lb
Packaging	0.29 m ³
Pieces for box	1

Indoor 
Frassino - Ash wood 
Fabric 



In questa variante il segno distintivo del foro a goccia sullo schienale viene riproposto e valorizzato anche nella versione con rivestimento. In quest'ultimo caso si può ottenere un effetto dell'imbottitura a contrasto o in abbinamento con la struttura, per un risultato tono su tono.

In this variant, the distinctive raindrop cut in the backrest is visible and emphasized also in the upholstered version, which is particularly interesting because it gives the choice between a contrasting effect of the fabric or a colour combination with the structure for a completely coordinated tone on tone.

Gotham Woody Finishes

Fabric cat. A/B/C/D - C.O.M.
Pag. 129 - 133



Jujube



Jujube, è una gamma completa di sedute, divani, poltrone e poltroncine che si abbinano in molteplici soluzioni come un vero e proprio sistema modulare d'arredo. L'elemento decorativo che contraddistingue l'intera collezione è lo schienale in metallo con disegno a rete leggero e avvolgente.

Estremamente flessibile nella sua componibilità, Jujube è molto eclettica anche nella varietà delle finiture. I materiali sono realizzati per la destinazione in outdoor come la verniciatura zincata, tuttavia, la ricerca materica così originale e raffinata, fanno della collezione Jujube un complemento d'arredo anche per l'interno con la trapunta imbottita e l'ampia gamma di tessuti colorati che si adattano a diversi stili di interior design.

Jujube is a seating system consisting of modular elements which are combined each other to realize different types of seats. The tubular backrest, designed with metal rods, is the decorative element that characterize this collection, realized with materials and finishes resistant to weathering.

The materials and finishes are fit for both the outdoor and the indoor use, because of the galvanized coating, the laminated larch, the weaving in nautical rope and the UV tested fabric, and resistant to humidity. The selection of refined and original materials, make the Jujube collection an authentic piece of furniture also for the indoor use, with the padded back and the wide range of colorful fabrics that adapt to different styles of interior design.






Jujube SP

Struttura in acciaio verniciato a polveri per uso esterno.

Power coated steel frame, for outdoor use.



Width	56 cm – 22 in
Height	76 cm – 30 in
Seat height	44 cm – 17 in
Depth	54 cm – 21 in
Weight	9.5 kg – 21 lb
Packaging	0.28 m ³
Pieces for box	1

Indoor 
 Outdoor 
 Metal frame 






Jujube SP-A

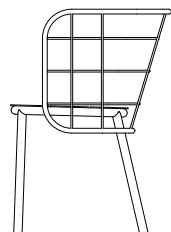
Struttura in acciaio verniciato a polveri per uso esterno con cuscino imbottito.

Power coated steel frame, for outdoor use, with upholstered cushion.



Width	56 cm – 22 in
Height	76 cm – 30 in
Seat height	44 cm – 17 in
Depth	54 cm – 21 in
Weight	10 kg – 22 lb
Packaging	0.28 m ³
Pieces for box	1

Indoor 
 Outdoor 
 Metal frame 






Jujube SP-B

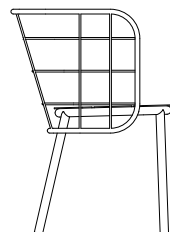
Struttura in acciaio verniciato a polveri per uso esterno con cuscini imbottiti.

Power coated steel frame, for outdoor use, with upholstered cushions.



Width	56 cm – 22 in
Height	76 cm – 30 in
Seat height	44 cm – 17 in
Depth	54 cm – 21 in
Weight	12 kg – 26 lb
Packaging	0.28 m ³
Pieces for box	1

Indoor 
 Outdoor 
 Metal frame 



Metal base Finishes






Jujube SG

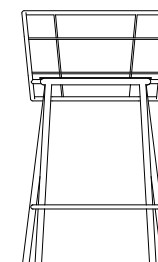
Struttura in acciaio verniciato a polveri per uso esterno.

Power coated steel frame, for outdoor use.



Width	58 cm – 23 in
Height	98 cm – 38.5 in
Seat height	72 cm – 28.5 in
Depth	55 cm – 22 in
Weight	11 kg – 24 lb
Packaging	0.36 m ³
Pieces for box	1

Indoor 
 Outdoor 
 Metal frame 






Jujube SG-A

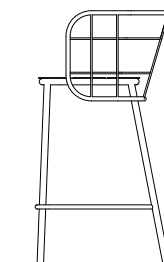
Struttura in acciaio verniciato a polveri per uso esterno con cuscino imbottito.

Power coated steel frame, for outdoor use, with upholstered cushion.



Width	58 cm – 23 in
Height	98 cm – 38.5 in
Seat height	76 cm – 30 in
Depth	55 cm – 22 in
Weight	11.5 kg – 25 lb
Packaging	0.36 m ³
Pieces for box	1

Indoor 
 Outdoor 
 Metal frame 






Jujube SG-B

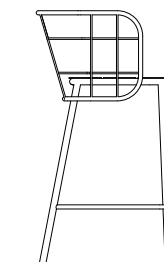
Struttura in acciaio verniciato a polveri per uso esterno con cuscini imbottiti.

Power coated steel frame, for outdoor use, with upholstered cushions.




Width	58 cm – 23 in
Height	98 cm – 38.5 in
Seat height	76 cm – 30 in
Depth	55 cm – 22 in
Weight	12.5 kg – 27.5 lb
Packaging	0.36 m ³
Pieces for box	1

Indoor 
 Outdoor 
 Metal frame 



Metal base Finishes








Jujube SP-INT


Struttura in acciaio verniciato a polveri per uso esterno. Schienale intrecciato con corda marina.

Power coated steel frame, for outdoor use. Interwoven back with marine rope.



Width	58 cm – 23 in
Height	76 cm – 30 in
Seat height	46 cm – 18 in
Depth	54 cm – 21 in
Weight	11 kg – 24 lb
Packaging	0.28 m ³
Pieces for box	1




- Indoor 
- Outdoor 
- Metal frame 

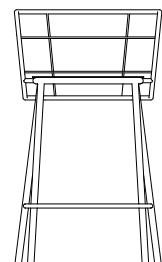


Jujube SG-INT



Width	58 cm – 23 in
Height	98 cm – 38.5 in
Seat height	76 cm – 30 in
Depth	55 cm – 22 in
Weight	12.5 kg – 28 lb
Packaging	0.36 m ³
Pieces for box	1

- Indoor 
- Outdoor 
- Metal frame 



Jujube INT



Jujube SG-INT struttura in metallo verniciato antracite, sedile imbottito con tessuto Vortice Nattè col. 604 cat. C per uso esterno, corda marina Giotto nr. 3.

Jujube SG-INT anthracite powder coated metal frame, upholstered seat with fabric Vortice Nattè col. 604 cat. C for outdoor use, marine rope Giotto no. 3.





Jujube D

Struttura in acciaio verniciato a polveri per uso esterno, con cuscini imbottiti e tavole in legno di larice.

Powder coated steel frame, for outdoor use, with upholstered cushions and larch wooden boards.

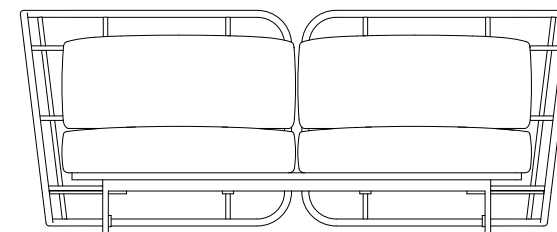


Width	197 cm – 77.5 in
Height	83,5 cm – 33 in
Seat height	43 cm – 17 in
Depth	92,5 cm – 36 in
Weight	57 kg – 125 lb
Packaging	1,5 m ³
Pieces for box	1x2c

Indoor
Outdoor
Metal frame



Fabric cat. A	2.600,00 €
Fabric cat. B	2.736,00 €
Fabric cat. C	2.894,00 €
Fabric cat. D	3.122,00 €
C.O.M. 700 cm	2.327,00 €



Jujube D-INT

Struttura in acciaio verniciato a polveri per uso esterno, con cuscini imbottiti, schienale intrecciato con corda marina e tavole in legno di larice.

Powder coated steel frame, for outdoor use, with upholstered cushions, interwoven back with marine rope and larch wooden boards.

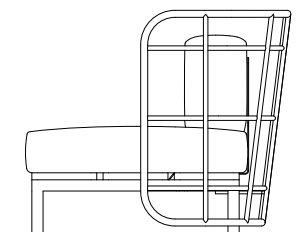


Width	197 cm – 77.5 in
Height	83,5 cm – 33 in
Seat height	43 cm – 17 in
Depth	92,5 cm – 36 in
Weight	69 kg – 152 lb
Packaging	1,5 m ³
Pieces for box	1x2c

Indoor
Outdoor
Metal frame



Fabric cat. A	3.554,00 €
Fabric cat. B	3.691,00 €
Fabric cat. C	3.851,00 €
Fabric cat. D	4.078,00 €
C.O.M. 700 cm	3.282,00 €



Jujube P-SX



Width	105 cm – 41 in
Height	83,5 cm – 33 in
Seat height	44 cm – 17 in
Depth	92,5 cm – 36 in
Weight	29 kg – 64 lb
Packaging	0.75 m ³
Pieces for box	1

Indoor	
Outdoor	
Metal frame	

Jujube P-DX



Width	105 cm – 41 in
Height	83,5 cm – 33 in
Seat height	44 cm – 17 in
Depth	92,5 cm – 36 in
Weight	29 kg – 64 lb
Packaging	0.75 m ³
Pieces for box	1

Indoor	
Outdoor	
Metal frame	

Jujube P-INT SX



Width	105 cm – 41 in
Height	83,5 cm – 33 in
Seat height	44 cm – 17 in
Depth	92,5 cm – 36 in
Weight	35 kg – 77 lb
Packaging	0.75 m ³
Pieces for box	1

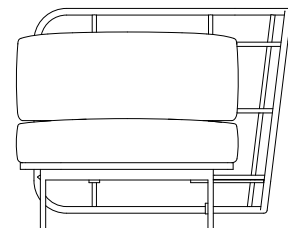
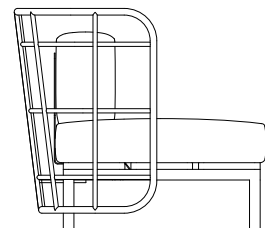
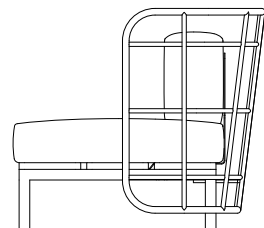
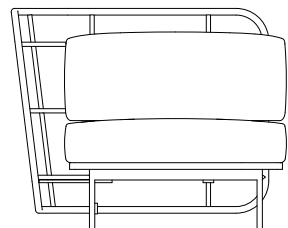
Indoor	
Outdoor	
Metal frame	

Jujube P-INT DX



Width	105 cm – 41 in
Height	83,5 cm – 33 in
Seat height	44 cm – 17 in
Depth	92,5 cm – 36 in
Weight	35 kg – 77 lb
Packaging	0.75 m ³
Pieces for box	1

Indoor	
Outdoor	
Metal frame	



Poltrona Jujube P-INT DX struttura in metallo verniciato antracite con tavole in legno di larice verniciato naturale, cuscini imbottiti con tessuto Vortice Nattè col. 517 per uso esterno, schienale intrecciato con corda marina Giotto nr. 8.

Armchair Jujube P-INT DX, anthracite powder coated metal frame with natural polished larch boards, upholstered cushions with fabric Vortice Nattè col. 517 for outdoor use, woven back with marine rope Giotto no. 8.

Jujube Finishes

Fabric cat. A/B/C/D - C.O.M.
Pag. 130 - 133



Mousse



Mousse SP

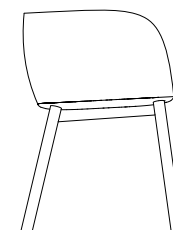
Base in legno di faggio verniciato naturale o laccato opaco bianco o nero. Rivestimento in tessuto o tessuto-ecopelle.

Polished or matt lacquered black or white beech wood base. Upholstered shell with fabric or eco-leather.



Width	63 cm – 25 in
Height	72 cm – 28 in
Seat height	47 cm – 18.5 in
Depth	53 cm – 21 in
Weight	10 kg – 22 lb
Packaging	0.28 m ³
Pieces for box	1

Indoor
Faggio-Beech
Fabric

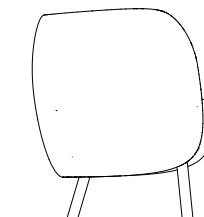


Mousse P



Width	77 cm – 30 in
Height	71 cm – 28 in
Seat height	41 cm – 16 in
Depth	68 cm – 27 in
Weight	22 kg – 48.5 lb
Packaging	0.42 m ³
Pieces for box	1

Indoor
Faggio-Beech
Fabric



Morbida, soffice e dolce come le sue forme, Mousse è una seduta golosa che attira a sé l'attenzione e soddisfa il palato di chi apprezza i sapori nuovi ma senza rinunciare alla tradizione. Ideata dal gusto fresco e creativo di Tommaso Caldera, la seduta Mousse rivisita, in chiave contemporanea, lo stile classico della poltrona da living adatta a interni residenziali come a bistrò e ambienti lounge.

La collezione, infatti, si articola in due varianti che si abbinano in modo armonioso ed equilibrato: la Mousse SP, più alta e contenuta, e la versione Mousse P avvolgente e adatta a zone relax e waiting hall. Entrambe le sedute, dal sapore lievemente retrò, si apprezzano anche per il particolare abbinamento di tessuti che possono prevedere gli interni in una tinta differente dagli esterni e la possibilità di comporre la seduta con materiali diversi come la stoffa ignifuga e l'ecopelle, ingredienti anche questi indispensabili per personalizzare in modo creativo e unico la propria Mousse.

Soft, pliable and as sweet as its shapes, Mousse is a delight for the eye, a luscious seat that tickles the palate of whoever appreciates new flavours without forsaking tradition. The fruit of Tommaso Caldera's fresh, innovative style, Mousse adopts a more contemporary approach to revisit the classic living room armchair, resulting in a seat that is ideal for both homes and public areas such as bistros and lounges.

The collection consists of two variants that can complement each other in a graceful and harmonious fashion: Mousse SP is a more upright, slender seat, whereas Mousse P is more enveloping, and therefore ideal for relaxation areas and waiting halls. Both models, elegant with a hint of retro, come in a wide array of furnishing fabrics, which can be combined to create seats juxtaposing two shades of colour at the front and back and sides, respectively, or even different types of material, including fire retardant fabric and eco-leather. This rich variety of ingredients is the key to customising one's Mousse in a creative and unique fashion.



Mousse Finishes

Fabric cat. A/B/C/D - C.O.M.
Pag. 133



Moyo



Antonio De Marco
Simone Fanciullacci

Moyo


Struttura in acciaio verniciato a polveri per uso esterno.

Powder coated steel frame for outdoor use.



Width	60 cm – 24 in
Height	85 cm – 33 in
Seat height	45.5 cm – 18 in
Armrest height	69 cm – 27 in
Depth	54 cm – 21 in
Weight	6 kg – 13 lb
Packaging	0.36 m ³
Pieces for box	3
Stackable	x 5

Indoor
Outdoor
Metal frame



Moyo INT


Struttura in acciaio verniciato a polveri per uso esterno, schienale e sedile intrecciati con corda marina.

Powder coated steel frame for outdoor use, interwoven back and seat with marine rope.



Width	60 cm – 24 in
Height	85 cm – 33 in
Seat height	45.5 cm – 18 in
Armrest height	69 cm – 27 in
Depth	54 cm – 21 in
Weight	7 kg – 15 lb
Packaging	0.36 m ³
Pieces for box	3
Stackable	x 5

Indoor
Outdoor
Metal frame




Moyo è una seduta per esterno realizzata in metallo. La forma è affidata ad un unico segno, una linea che per tutto il suo percorso, rimane identica a se stessa e senza interruzioni dà origine ad una seduta dal sapore primordiale, morbido, quasi materno. Anche i colori materici e naturali comunicano l'idea di leggerezza e comfort avvolgente.


Moyo è proposta nella versione in metallo e in quella con intreccio in corda nautica che rende la seduta molto comoda ed elegante.

Moyo is an outdoor chair made in metal. The shape is obtained by a single sign, a unique line that seamlessly creates a primordial seat, soft almost maternal. Even the material and natural colors evoke ancestral feelings and communicate in an elementary way the idea of lightness and enveloping comfort.

Moyo is proposed in the metal version and with nautic rope weaving which make able seat very comfortable and elegant.



Metal base Finishes



satin
anthracite



satin
sand

Moyo è impilabile,
fino a 5 pezzi.

Moyo is stackable
up to 5 pieces.



Moyo Finishes

Ropes
Pag. 139



Nube



Uno spirito informale, estroso, quasi ironico è quello che ispira la collezione Nube: una collezione articolata di sedute e sgabelli disegnati da Roberto Paoli e realizzati con un particolare poliuretano morbido che funge quasi da imbottitura. Il design è anch'esso sinuoso con le linee curve e tondeggianti dello schienale e il sedile molto simile a un cuscino in tessuto ma più pratico in quanto realizzato in Freeform e quindi resistente ai graffi, facilmente pulibile e ignifugo. Altro elemento che caratterizza la collezione è il foro dello schienale che ne facilita la presa, alleggerisce i volumi e il peso rendendo la seduta pratica e maneggevole.


Le basi sono di tre tipi, oltre alle versioni in metallo a 4 gambe: Nube S e a slitta la Nube SL, è proposta anche la versione Nube W molto particolare con basamento in faggio naturale tornito che sottolinea ancora di più lo stile anni Settanta evocato dalla collezione. Nube è disponibile in 5 diverse colorazioni: Black, White, Mud, Yellow e Red.

An informal, whimsical, almost ironic spirit seems to transpire from Nube, a comprehensive collection of chairs and stools designed by Roberto Paoli. The material employed is soft polyurethane, mimicking upholstery to perfection. The design is very sinuous, characterised by the rounded curves of its back, and a seat that has all the advantages of padding without its drawbacks. This latter element is made in Freeform, a fire-proof, scratch-resistant material that is also extremely easy to clean. Another element characterising the programme is the hole at the back of the chairs and stools, which makes them lighter in both weight and appearance, as well as easier to handle.

Three types of bases are available: Nube S is endowed with metal legs, Nube SL has a sled base, and the most striking version of all Nube W has rounded beech sheaths fitted over its metal legs, a feature that strongly enhances the Seventies look evoked by this collection. Nube is available in five different colours: Black, White, Mud, Yellow and Red.



Colors






Nube S

Scocca in poliuretano Freeform ignifugo e morbido. Base in metallo verniciato bianco o nero.

Soft and fire retardant Freeform polyurethane shell and black or white metal frame.



Width	44 cm – 17 in
Height	78 cm – 31 in
Seat height	46 cm – 18 in
Depth	51 cm – 20 in
Weight	7.5 kg – 16.5 lb
Packaging	0.24 m ³
Pieces for box	1




Indoor 
 Poliuretano Freeform 
 Metal frame 




Nube SG-65



Width	40 cm – 16 in
Height	87 cm – 34 in
Seat height	65 cm – 25.5 in
Depth	48 cm – 19 in
Weight	7.5 kg – 16.5 lb
Packaging	0.26 m ³
Pieces for box	1




Indoor 
 Poliuretano Freeform 
 Metal frame 




Nube SG-80



Width	40 cm – 16 in
Height	102 cm – 40 in
Seat height	80 cm – 31 in
Depth	50 cm – 20 in
Weight	8 kg – 18 lb
Packaging	0.29 m ³
Pieces for box	1

Indoor 
 Poliuretano Freeform 
 Metal frame 



Adatta ad ambienti contemporanei e retrò, la seduta Nube, con la sua forma ergonomica e il design accattivante, si colloca in molte destinazioni contract e residenziali che puntano a personalizzare gli ambienti ricorrendo a dettagli d'arredo originali e autentici.

Designed for contemporary and retro environments, Nube seats, with their ergonomic shape and captivating charm, are ideal for both private homes and those hotel or restaurant lounges where original, if not unique items of furniture skilfully convey an extra touch of personality.




Nube SL

Scocca in poliuretano Freeform ignifugo e morbido. Base in metallo verniciato bianco o nero.

Soft and fire retardant Freeform polyurethane shell and black or white metal frame.



Width	44 cm – 17 in
Height	78 cm – 31 in
Seat height	46 cm – 18 in
Depth	51 cm – 20 in
Weight	8.8 kg – 20 lb
Packaging	0.24 m ³
Pieces for box	1




Indoor 
 Poliuretano Tech 
 Metal frame 

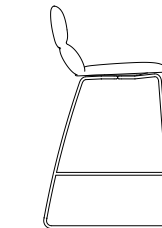


Nube SL SG-65



Width	41 cm – 16 in
Height	87 cm – 34 in
Seat height	65 cm – 25.5 in
Depth	49 cm – 19 in
Weight	9 kg – 20 lb
Packaging	0.26 m ³
Pieces for box	1

Indoor 
 Poliuretano Tech 
 Metal frame 

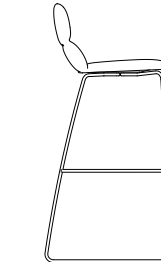


Nube SL SG-80




Width	42.5 cm – 17 in
Height	102 cm – 40 in
Seat height	80 cm – 31 in
Depth	50 cm – 20 in
Weight	10 kg – 22 lb
Packaging	0.29 m ³
Pieces for box	1


Indoor 
 Poliuretano Tech 
 Metal frame 



Metal Base Finishes



black



white



110



h

Nube W

Scocca in poliuretano Freeform ignifugo e morbido. Gambe in legno di faggio verniciato naturale oppure laccato opaco nero o bianco.

Soft and fire retardant Freeform polyurethane shell and natural polished or matt lacquered black or white beech wood legs.



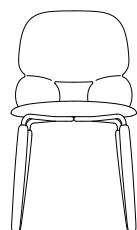
Width	44 cm – 17 in
Height	78 cm – 31 in
Seat height	46 cm – 18 in
Depth	51 cm – 20 in
Weight	8 kg – 18 lb
Packaging	0.24 m ³
Pieces for box	1

Indoor



Poliuretano Freeform

Faggio - Beech



Nube W SG-65




Width	40 cm – 16 in
Height	87 cm – 34 in
Seat height	65 cm – 25.5 in
Depth	48 cm – 19 in
Weight	8 kg – 18 lb
Packaging	0.26 m ³
Pieces for box	1

Indoor



Poliuretano Freeform

Faggio - Beech



Nube W SG-80



Width	40 cm – 16 in
Height	102 cm – 40 in
Seat height	80 cm – 31 in
Depth	50 cm – 20 in
Weight	8.5 kg – 19 lb
Packaging	0.29 m ³
Pieces for box	1

Indoor



Poliuretano Freeform

Faggio - Beech



L'abbinamento dell'essenza del faggio e del metallo impreziosisce e connota questa variante W della collezione Nube. Il legno è disponibile sia con finitura naturale che laccata opaca in nero o bianco, quindi in contrasto o in abbinamento con il tondino di metallo.


I materiali si innestano armoniosamente sia alla base della seduta che nel poggia piedi degli sgabelli con accurati dettagli di lavorazione che valorizzano l'intera estetica della seduta.

The combination of beech wood and metal embellishes and characterizes this variant of the Nube collection. The wooden parts come with either a natural finish or varnished matt black or white, so as to effectively contrast or match the metal frame of the leg.

The various parts, footrest included, are elegantly joined together, and these well-crafted details contribute to the overall eye-catching aesthetics of Nube W.

Nube Finishes

Colors
Pag. 130



So-pretty



So-pretty

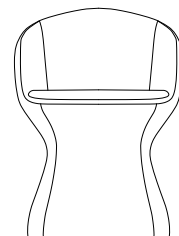
Struttura in acciaio e poliuretano ignifugo schiumato a freddo.

Steel frame moulded in fire retardant cold-cure polyurethane.



Width	56 cm – 22 in
Height	75 cm – 29.5 in
Seat height	48 cm – 19 in
Depth	59 cm – 23 in
Weight	16.5 kg – 36 lb
Packaging	0.28 m ³
Pieces for box	1

Indoor



Eclettica, dinamica ed estremamente comoda, la poltroncina So-pretty cattura l'attenzione per il suo design morbido e sinuoso. Sono diversi gli ambiti di collocazione di questa seduta che compatta e avvolgente può trovare spazio sia in aree attese, in sale ristorante e in zone living residenziali o uffici.

La poltroncina ha struttura in acciaio rivestita in poliuretano schiumato a freddo ed è foderata con tessuti di vari colori.

Eclectic, dynamic and extremely comfortable, the So-pretty armchair catches the attention for its soft and sinuous design. There are several areas of location for this compact and enveloping armchair that can find space both in waiting areas, in restaurants and in living or office areas.

The armchair has a steel frame entirely moulded with cold-cure polyurethane, upholstered with different fabrics.



So-pretty Finishes

Fabric cat. A/B/C/D - C.O.M.
Pag. 133



Tulip



Tulip è una collezione di poltroncine multifunzione che per il design e le varianti a disposizione, si propone come un nuovo concept di seduta. Tulip nasce in due varianti che differiscono, per dimensioni, forma ed ergonomia.

Tulip small, regolare e simmetrica, è una poltroncina adatta a diversi ambienti: sale da pranzo, uffici, zone relax o sale d'attesa. A seconda della sua destinazione, può essere accessoriata da un tavolino in metallo.

Tulip large è una seduta completamente innovativa, caratterizzata da una forma asimmetrica e da un pratico tavolino estraibile, elementi che invitano a un suo utilizzo operativo e confortevole come la consultazione di strumenti informatici, la lettura o il consumo di cibi e bevande. Le due varianti possono essere abbinare tra loro per realizzare gruppi di postazioni. La seduta è realizzata in poliuretano integrale morbido e colorato, con una piacevole sensazione al tatto. Le gambe sono il legno di frassino verniciato naturale.

The Tulip collection is a series of multifunctional armchairs that represent a new concept in sitting. Tulip comes in two variants -Small and Large- and they are differ not only in size but also in shape and ergonomics.

Tulip Small, regular and symmetrical, is a chair placed in different environments: catering, meeting room, waiting. Depending on its destination, can be equipped with a small metal table.

Tulip Large is an innovative new seat, featuring an asymmetrical shape and a handy pull-out table, elements that invite people to use a tablet or laptop, read or consume food and drink. The two armchairs can be easily combined each other to create coworking areas in the office, waiting or meeting rooms. The shell is made of a soft and coloured integral polyurethane, with a nice sensation to the touch; the legs are in natural polished ash wood




Tulip S


Scocca in poliuretano ignifugo Freeform e gambe in frassino naturale.

Frame in fire retardant polyurethane Freeform and legs in natural ash.



Width	56 cm – 22 in
Height	73 cm – 29 in
Seat height	47 cm – 18.5 in
Armrest height	70 cm – 27.5 in
Depth	55 cm – 21.5 in
Weight	12 kg – 27 lb
Packaging	0.28 m ³
Pieces for box	1

Indoor 
 Poliuretano Freeform 
 Frassino - Ash 





Tulip S+TS

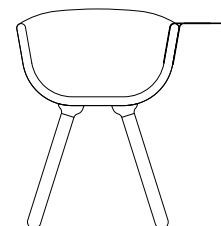
Scocca in poliuretano ignifugo Freeform e gambe in frassino naturale. Tavolino in metallo verniciato bianco o nero.

Frame in fire retardant polyurethane Freeform and legs in natural ash. Metal table in white or black color.



Width	56 cm – 22 in
Height	73 cm – 29 in
Seat height	47 cm – 18.5 in
Armrest height	70 cm – 27.5 in
Depth	55 cm – 21.5 in
Weight	13 kg – 28 lb
Packaging	0.28 m ³
Pieces for box	1

Indoor 
 Poliuretano Freeform 
 Frassino - Ash 




Tulip L


Scocca in poliuretano ignifugo Freeform e gambe in frassino naturale.

Frame in fire retardant polyurethane Freeform and legs in natural ash.



Width	77 cm – 30 in
Height	73 cm – 29 in
Seat height	47 cm – 18.5 in
Armrest height	72 cm – 28 in
Depth	57 cm – 22 in
Weight	14.5 kg – 32 lb
Packaging	0.28 m ³
Pieces for box	1

Indoor 
 Poliuretano Freeform 
 Frassino - Ash 






Tulip L+TL

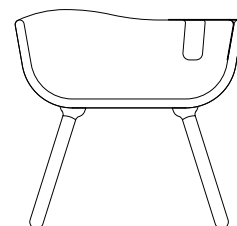
Scocca in poliuretano ignifugo Freeform e gambe in frassino naturale. Tavolino in metallo verniciato bianco o nero.

Frame in fire retardant polyurethane Freeform and legs in natural ash. Metal table in white or black color.



Width	77 cm – 30 in
Height	73 cm – 29 in
Seat height	47 cm – 18.5 in
Armrest height	72 cm – 28 in
Depth	57 cm – 22 in
Weight	15.5 kg – 34 lb
Packaging	0.28 m ³
Pieces for box	1

Indoor 
 Poliuretano Freeform 
 Frassino - Ash 



Tulip




Tulip Finishes


Colors
Pag. 131




Babah
Roberto Paoli
Polyurethane tech/PT
pag 10



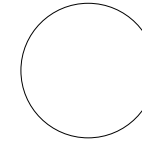
black



yellow



blue sky

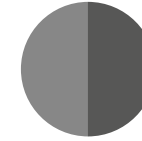


white

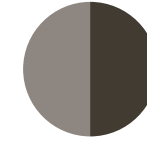


cream

Bicolor →



grey +
anthracite




mud + moka




sand + mud

SG →



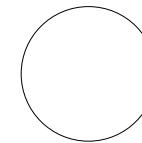
black



yellow

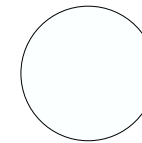


blue sky




white

metal legs →



white



black




chrome


wooden legs →



natural beech



white
lacquered



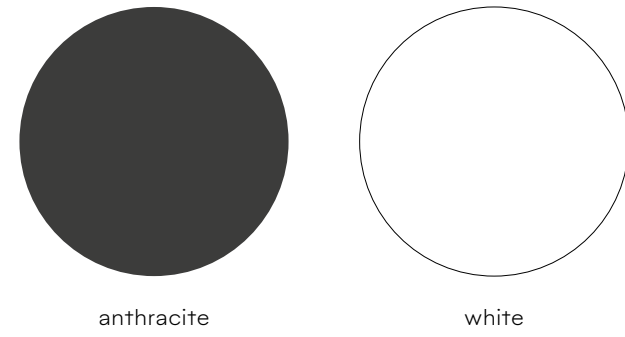
black
lacquered

& Colors

Cacao
Dario Delpin
Ash wood
pag 24



Dogo
Roberto Paoli
Polymer Baydur® 110
pag 44




Gotham
Dario Delpin
Polyurethane tech/PT
pag 52



Bicolor →



metal legs →




wooden legs →



Gotham Woody
Dario Delpin
Wood + metal base
pag 66




Jujube
Antonio De Marco &
Simone Fanciullacci
Metal
pag 78




satin anthracite



satin sand




yellow



blue

SG metal base →




satin anthracite



satin sand

sofa metal base →




satin anthracite



satin sand

Nube
Roberto Paoli
Freeform/PFF
pag 106



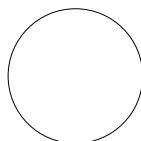
black



yellow



red




white




mud

S/SL metal legs →



white




black


W legs →



natural beech




white lacquered



black lacquered

Tulip
Kazuko Okamoto
Freeform/PFF
pag 000



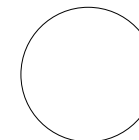
black



yellow



grey



white




blue sky



red

Large →



black



grey



& Fabrics

Betibù
Dario Delpin
Cat. A/B/C/D
pag 20



Chips
Studio Pastina
Cat. A/B/C/D
pag 32



Flora
Studio Pastina
Cat. A/B/C/D
pag 48



Gotham SLI
Dario Delpin
Cat. A/B/C/D
pag 60



Gotham Woody-I
Dario Delpin
Cat. A/B/C/D
pag 66



Jujube SP-A/B
Antonio De Marco &
Simone Fanciullacci
Cat. A/B/C/D
pag 78

Jujube INT
Antonio De Marco &
Simone Fanciullacci
Cat. A/B/C/D
pag 84

Jujube D-D INT
Antonio De Marco &
Simone Fanciullacci
Cat. C
pag 88



Mousse
Tommaso Caldera
Cat. A/B/C/D
pag 97





Moyo INT
Antonio De Marco &
Simone Fanciullacci
pag 100



So-pretty
Dario Delpin
Cat. A/B/C/D
pag 114



Cat. A



Cat. B

magnum tex




501



300



806



601



803



706



901




902

tailor



250



350



950



2350



1150



1250



1350




1850


break outdoor



1




4



16



18




12



7




9




14

Cat. C


vortice nattè outdoor



604



602



600




700




401



310



301



705


opera




101




600




201




200




402



800



305



700


aida




400




805




604




600




703



900



305



712

Cat. D

ambience outdoor



502



504



517



518



512



507



509




514


blazer




cuz28



cuz1e



cuz12




cuz08




cuz13



cuz1w




cuz53




cuz2w

galaxy




42



49



55



60




22



05



11




20

Ropes



giotto 8



giotto 6



giotto 3



giotto 9

Chairs & More si riserva di apportare, senza preavviso, modifiche nei materiali, nei rivestimenti, nelle finiture e nei disegni dei prodotti presentati in questo catalogo.

Le textures ed i colori dei materiali e delle finiture hanno valore indicativo in quanto soggetti alle tolleranze dei processi di stampa.

Se desideri ricevere i campioni di tessuto e finitura, puoi richiederli a questo indirizzo e-mail: info@chairsandmore.it

Chairs & More reserves the right to change, without previous notice, materials, covers, finishes and drawings of the products presented in this catalogue.

The textures and colours of materials and finishes are indicative as they are depending on the tolerances of the printing process.

If you wish to receive fabric and finish samples, you can request them at this e-mail address: info@chairsandmore.it

A—Z

B

Babah	10
Betibù	20

C

Cacao	24
Chips	32

D

Dogo	44
------	----

F

Flora	48
-------	----

G

Gotham	52
Gotham Woody	66

M

Mousse	97
Moyo	100

N

Nube	106
------	-----

S

So-pretty	114
-----------	-----

T

Tulip	118
-------	-----



Tommaso Caldera
Mousse 97



Antonio De Marco
Jujube 78
Moyo 100



Dario Delpin
Betibù 20
Cacao 24
Gotham 52
Gotham Woody 66
So-pretty 114



Simone Fanciullacci
Jujube 78
Moyo 100



Kazuko Okamoto
Tulip 118



Studio Pastina
Chips 32
Flora 48



Roberto Paoli
Babah 10
Dogo 44
Nube 106




Photo still life
Daniele Iodice

Graphic design & layout
Marco Sorrentino
MStudio.it

Copyright 2020
© Chairs and More s.r.l.
all rights reserved

Chairs & More si riserva di apportare, senza preavviso, modifiche nei materiali, nei rivestimenti, nelle finiture e nei disegni dei prodotti presentati in questo catalogo. Le textures ed i colori dei materiali e delle finiture hanno valore indicativo in quanto soggetti alle tolleranze dei processi di stampa.

Chairs & More reserves the right to change, without previous notice, materials, covers, finishes and drawings of the products presented in this catalogue. The textures and colours of materials and finishes are indicative as they are depending on the tolerances of the printing process.

Chairs & More s.r.l.
Via dell'Artigianato, 18
San Giovanni al Natisone,
33048 Udine – Italy
+39 0432 743271

info@chairsandmore.it
chairsandmore.it

Legenda

PT - Poliuretano TECH® ignifugo classe 2 italiana UNI 9177:2008
Classe inglese BS CRIB 7 (5852:2006).
Classe inglese BS CRIB 5.
Invecchiamento accelerato con lampada UV ASTM G 154-06 (agenti esterni); Solidità del colore allo strofinio (EN ISO 11640:1998).

PT - Poliuretano TECH® polyurethane in fire resistance british standards BS CRIB 7 (5852:2006).
British standard BS CRIB 5.
Accelerated ageing with lamp UV ASTM G 154-06 (outdoor agents);
Resistance of colour to friction (EN ISO 11640:1998).

PFF - Poliuretano integrale Free Form ignifugo: Classe 1IM italiana. D.M. 26-06-84 art. 3 mod. D.M. 03-09-01.
Classe inglese BS CRIB 5.
Invecchiamento accelerato con lampada UV ASTM G 154-06 (agenti esterni).

PFF - Free Form integral polyurethane fire retardant: Italian class 1IM UNI 9175 (1987) - UNI 9175/Fa1 (1994).
British regulations 1988 n.1324 schedule 1, part 1 and amendment n. 2358 (1989). BS 5852 CRIB 5.
French M4.
Accelerated ageing with lamp UV ASTM G 154-06 (outdoor agents).

PS - Polyplus soft impermeabile, atossico, igienico, inattaccabile dalle muffe, ignifugo classe 1IM italiana. UNI 9175:2010 BS 2852-2:1998.

PS - Polyplus soft waterproof, ., igienico, fire retardant: Italian class 1IM UNI 9175:2010.
British regulations 1988 n.1324 schedule 1, part 1.

PB - Polymer Baydur® 110 tecnopolimero microcellulare compatto per stampaggio a reazione e iniezione (RIM). Ottima resistenza alle sollecitazioni meccaniche. Autoestinguente classe V-0

PB - Compart micro-cellular technopolymer for reaction and injection moulding (RIM). High rigidity and mechanical resistance standard. Certified VO class fire-retardant.

**chairs&
more**

